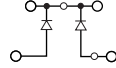



Feed Through Terminals

WDK 2.5 D

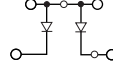
Diode terminal for lamp test circuits



Branch with Diode

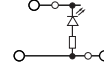
WDK 2.5 D

Diode terminal for lamp test circuits



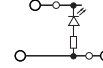
Branch with Diode

WDK 2.5 LD



Branch with LED

WDK 2.5 LD

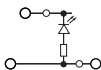


Branch with LED

Terminal Block Selection Data		Part No.	Part No.	Part No.	Part No.			
Available Options	Version							
	Beige Wemid	102260	801467					
	Blue Wemid							
	PA Orange 66							
	Terminal block printed 0-9 Wemid							
	Terminal block unprinted Wemid							
	6 VDC			911997	912014			
	12 VDC			911998	912015			
	24 VDC			911999	912016			
	48 VDC			912011	912017			
	60 VDC			912012	912018			
	120 VDC			912013	912019			
	6 VAC							
	12 VAC							
	24 VAC							
	48 VAC							
	60 VAC							
	115 VAC							
	120 VAC							
	230 VAC							
Dimensions								
Width / Length / Height mm (in.)	for TS 35	5/69/63 (.20/2.72/2.48)	5/69/63 (.20/2.72/2.48)	5/69/63 (.20/2.72/2.48)	5/69/63 (.20/2.72/2.48)			
Insulation stripping length	mm (in.)	10 (.39)	10 (.39)	10 (.39)	10 (.39)			
Technical Data								
Rated voltage / rated current / wire size	UL			#26...12 AWG	#26...12 AWG			
	CSA							
	VDE	380 V / 0.5...2.5 mm ²	380 V / 0.5...2.5 mm ²	2.5 mm ²	2.5 mm ²			
Torque	Nm (lb. in.)	0.8 (7.1)	0.8 (7.1)					
Clamping screw	M	2.5	2.5					
LED current				≤ 5 mA	≤ 5 mA			
LED color				Red	Red			
Current of through busbar				10 A	10 A			
Selected Accessory Data[‡]								
End Plate (WAP) / Partition (WTW) (thickness mm)	Type	Part No.	Type	Part No.	Type	Part No.	Type	Part No.
	Beige Wemid	WAP (1.5) 105910	WAP (1.5) 105910	WAP (1.5) 105910	WAP (1.5) 105910	WAP (1.5) 105910	WAP (1.5) 105910	
	Blue Wemid	WAP (1.5) 105918	WAP (1.5) 105918	WAP (1.5) 105918	WAP (1.5) 105918	WAP (1.5) 105918	WAP (1.5) 105918	
	Beige Wemid	WTW (3) 105880	WTW (3) 105880	WTW (3) 105880	WTW (3) 105880	WTW (3) 105880	WTW (3) 105880	
Jumpers								
Note: Final number in model indicates no. of poles (e.g. WQV 2.5/2 = 2 poles). For additional information, see pages 60-61.								
	WQV 2.5/2	105366	WQV 2.5/2	105366	WQV 2.5/2	105366	WQV 2.5/2	105366
	WQV 2.5/3	105376	WQV 2.5/3	105376	WQV 2.5/3	105376	WQV 2.5/3	105376
	WQV 2.5/4	105386	WQV 2.5/4	105386	WQV 2.5/4	105386	WQV 2.5/4	105386
	WQV 2.5/5	105396	WQV 2.5/5	105396	WQV 2.5/5	105396	WQV 2.5/5	105396
	WQV 2.5/6	105406	WQV 2.5/6	105406	WQV 2.5/6	105406	WQV 2.5/6	105406
	WQV 2.5/7	105416	WQV 2.5/7	105416	WQV 2.5/7	105416	WQV 2.5/7	105416
	WQV 2.5/8	105426	WQV 2.5/8	105426	WQV 2.5/8	105426	WQV 2.5/8	105426
	WQV 2.5/9	105436	WQV 2.5/9	105436	WQV 2.5/9	105436	WQV 2.5/9	105436
	WQV 2.5/10	105446	WQV 2.5/10	105446	WQV 2.5/10	105446	WQV 2.5/10	105446
	WQB 24/12	157900	WQB 24/12	157900	WQB 24/12	157900	WQB 24/12	157900
	ZQV		ZQV		ZQV		ZQV	
	Shield Bar LS 2.8	105640	Shield Bar LS 2.8	105640	Shield Bar LS 2.8	105640	Shield Bar LS 2.8	105640
Tools								
Cutting tool WAW 1 for WQV jumpers	WAW 1	900450	WAW 1	900450	WAW 1	900450	WAW 1	900450
Screwdriver	SD	903701	SD	903701	SD	903701	SD	903701
Marking Tags								
Note: Part numbers shown are for a single card of pre-printed tags numbered 1-50. For additional information, see Accessories section.								
Consecutive horizontal	Print	DEK 5/5 473460001	DEK 5/5 473460001	DEK 5/5 473460001	DEK 5/5 473460001	DEK 5/5 473460001	DEK 5/5 473460001	
Consecutive vertical	Print	DEK 5/5 473560001	DEK 5/5 473560001	DEK 5/5 473560001	DEK 5/5 473560001	DEK 5/5 473560001	DEK 5/5 473560001	

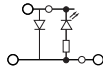
[‡]See Accessories section for additional information.

WDK 2.5 LD



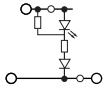
Branch with LED

WDK 2.5 LD



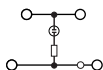
Branch with LED

WDK 2.5 LD



Branch with LED

WDK 2.5 GL




Branch with Neon

WDK 4N



Dual Level

WDK 4N V



Branch

Part No.		Part No.		Part No.		Part No.		Part No.		Part No.	
								1041900000		1041910000	
								1041980000			
								1041960000			
								1042000000			
								1042100000			
		816143									
	912021										
	912022										
	912023			801905							
	912024										
	912025					800632					
	912026										
				801314		801384					
5/69/63 (.20/2.72/2.48)		6/50/56.5 (.24/1.97/2.22)		5/69/63 (.20/2.72/2.48)		5/69/63 (.20/2.72/2.48)		6/60/64 (0.24/2.36/2.52)		6/60/64 (0.24/2.36/2.52)	
10 (.39)		9 (.35)		10 (.39)		10 (.39)		8 (.31)		8 (.31)	
#26...12 AWG				#26...12 AWG		#26...12 AWG		600 V / 35 A / #22...10		600 V / 35 A / #22...10	
								300 V / 10 A / #26...10		300 V / 10 A / #26...10	
2.5 mm ²				2.5 mm ²		2.5 mm ²		800 V / 32 A / 4 mm ²		800 V / 32 A / 4 mm ²	
								1 (9.0)		1 (9.0)	
								3.0		3.0	
≤ 5 mA		≤ 5 mA		≤ 5 mA		≤ 5 mA					
Red		Green		Red							
10 A		10 A		10 A		10 A					
Type	Part No.	Type	Part No.	Type	Part No.	Type	Part No.	Type	Part No.	Type	Part No.
WAP (1.5)	105910	WAP (1.5)	105910	WAP (1.5)	105910	WAP (1.5)	105910	WAP (1.5)	1084000000	WAP (1.5)	1084000000
WAP (1.5)	105918	WAP (1.5)	105918	WAP (1.5)	105918	WAP (1.5)	105918	WAP (1.5)	1084080000	WAP (1.5)	1084080000
WTW (3)	105880	WTW (3)	105880	WTW (3)	105880	WTW (3)	105880	WAP (3)	105880	WAP (3)	105880
WQV 2.5/2	105366	WQV 2.5/2	105366	WQV 2.5/2	105366	WQV 2.5/2	105366	ZQV 4N/2	1785250000	ZQV 4N/2	1785250000
WQV 2.5/3	105376	WQV 2.5/3	105376	WQV 2.5/3	105376	WQV 2.5/3	105376	ZQV 4N/3	1762630000	ZQV 4N/3	1762630000
WQV 2.5/4	105386	WQV 2.5/4	105386	WQV 2.5/4	105386	WQV 2.5/4	105386	ZQV 4N/4	1762620000	ZQV 4N/4	1762620000
WQV 2.5/5	105396	WQV 2.5/5	105396	WQV 2.5/5	105396	WQV 2.5/5	105396	ZQV 4N/10	1758260000	ZQV 4N/10	1758260000
WQV 2.5/6	105406	WQV 2.5/6	105406	WQV 2.5/6	105406	WQV 2.5/6	105406	ZQV 4N/41	1758270000	ZQV 4N/41	1758270000
WQV 2.5/7	105416	WQV 2.5/7	105416	WQV 2.5/7	105416	WQV 2.5/7	105416				
WQV 2.5/8	105426	WQV 2.5/8	105426	WQV 2.5/8	105426	WQV 2.5/8	105426				
WQV 2.5/9	105436	WQV 2.5/9	105436	WQV 2.5/9	105436	WQV 2.5/9	105436				
WQV 2.5/10	105446	WQV 2.5/10	105446	WQV 2.5/10	105446	WQV 2.5/10	105446				
WQB 24/12	157900	WQB 24/12	157900	WQB 24/12	157900	WQB 24/12	157900				
LS 2.8	105640	LS 2.8	105640	LS 2.8	105640	LS 2.8	105640	LS 2.8	105640	LS 2.8	105640
WAW 1	900450	WAW 1	900450	WAW 1	900450	WAW 1	900450				
SD	903701	SD	903701	SD	903701	SD	903701	SD	903701	SD	903701
DEK 5/5	473460001	DEK 5/5	473460001	DEK 5/5	473460001	DEK 5/5	473460001	DEK 5/5	473460001	DEK 5/5	473460001
DEK 5/5	473560001	DEK 5/5	473560001	DEK 5/5	473560001	DEK 5/5	473560001	DEK 5/5	473560001	DEK 5/5	473560001

RAIL MOUNTED TERMINAL BLOCKS: W-SERIES