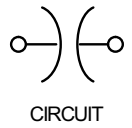
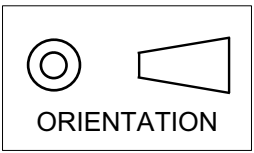
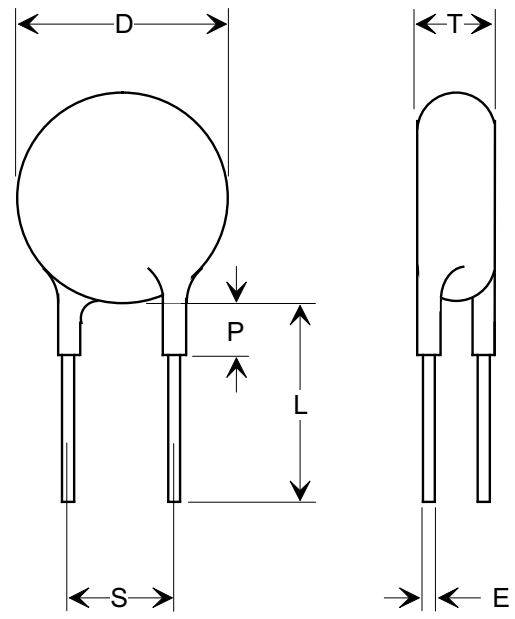


This drawing is the property of Tusonix, Inc., and may not be used, reproduced, published or disclosed to others without expressed authorization by Tusonix Inc.

MARKETING SALES DRAWING
DIMENSIONS IN INCHES - DO NOT SCALE THIS DRAWING
DIMENSIONS IN METRIC- []



Electrical Testing per Tusonix standard test plans and Mil-Std-202 Test Methods.



SPECIFICATIONS

TUSONIX STYLE:	838-040	
D (Diameter):	.280 ± .030 [7.11 ± 0.76]	
T (Thickness):	.120 ± .040 [3.05 ± 1.02]	
S (Lead Wire Spacing):	.250 ± .060 [6.35 ± 1.52]	
L (Lead Wire Length):	1.25 MIN. [31.75]	
E (Lead Wire Diameter):	.025 (22 AWG.) [0.64]	
P (Coating on Leads Max.):	.125 [3.18]	
Capacitance Value:	1000 pF	
Capacitance Tolerance:	± 20%	
Temperature Coefficient:	X5U	
Voltage:	Working:	1000 VDC
	Test:	2500 VDC
	Life:	2000 VDC
Marking:	TMK, MIL PART NO., DATE CODE.	

- NOTES:**
- TESTED TO MIL-C-11015/9F FOR QUALITY CONFORMANCE INSPECTION. STYLE CK60.
 - MATERIAL- LEAD: COPPER
SOLDER FINISH
CASE: PHENOLIC
RESIN, WAX IMPREGNATED.
 - QPL PART NUMBER:
CK60AW102M

REVISION RECORD Original Release C.O. 19991004-4-01 NOTES & DIM'S REVISED PROPERTY NOTES & CIRCUIT, ORIENTATION DIM'S IN METRIC ADDED L.E. 06-04-09 ECO-789	A	--TOLERANCES-- Unless Otherwise Specified	Title	DISC
		DECIMAL ±	Drawn	S.M. 10-05-99
		ANGLES ±	Approved	E.F. 10-05-99
		TUSONIX TUCSON, ARIZONA	A	838-040-X5U0-102M