

PENT1040A

Universal 40 Watt (IEEE802.3af Non-Compliant)

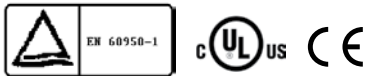


High Power PoE Gigabit Injector

- 10/100/1000 (MbPS) Data Rates
- Self-contained Injector
- 100-250VAC Universal Input
- Desktop Style / Non-vented Case
- IEEE802.3af Non-Compliant
- Power ON LED
- Over Load Shutdown and Short Circuit Protection
- Regulated Output With Low Ripple
- Complies with EMI/RFI Regulations
- CE Compliant



International Safety Standard Approvals



Specifications

Output Specifications

Combined Line and Load Voltage Regulation	Excluding Cord	±1%
Ripple		1% Vp-p max.
Transient Response		0.5ms for 50% Load Change Typical
Protection		Foldback Overcurrent Protection, Short Circuit Protection

Input Specifications

AC Input Voltage Range		100-250VAC -10%, +6%
Line Frequency		47-63Hz
AC Input Current		1A max.
Protection		Internal Primary Current Fuse, Inrush Limiting

Environmental Specifications

Thermal Performance	Operating Temperature No Derating, Convectional Cooling Non Vented Case	0° C to 40° C
Relative Humidity	Non-Condensing	5% to 95%
Altitude		0-10,000 feet

General Specifications

Topology		Switching-Fixed Frequency Flyback
Dielectric Withstand	Primary-Secondary Secondary-Ground	3000VAC, 4250VDC 500VDC
Spacing		5mm Primary-Secondary
Leakage Current		Less than 250 uA
Efficiency		75.1% min.
EMC Information Emissions	FCC Part 15. EN55022.	Class B Class B
Harmonic VFF	EN61000-3-2 EN61000-3-3	
ESD	EN61000-4-2.	Level 2
RF EMI	EN61000-4-3.	Level 2
EFT	EN61000-4-4.	Level 2
Surge	EN61000-4-5.	Level 3
CDI	EN61000-4-6.	Level 2
CD	EN61000-4-8.	Level 1
Voltage Dips	EN61000-4-11	
CE		LVD, EMC, RoHS, WEEE, CE Compliant
Hold-up Time	@120VAC	18ms min. typ.
Storage Temp		-30° C to +85° C
Approvals and Standards	Safety	cULus : UL/CSA60950 TUV : EN60950 CE: LVD, EMCD

PENT1040A

Universal 40 Watt (IEEE802.3af Non-Compliant)


High Power PoE Gigabit Injector

For the most current data and application support visit www.slpower.com

Ault Part Number	Output Voltage	Output Currents		Max Watts	Ripple Vp-p max.
		Min	Max		
PENT1040A5600F01	56 V	0.00 A	0.71 A	40 W	560 mV

Ault Part Number Key							
PENT	1	040	A	56	00	F	01
Product Family Name	Number of Outputs	Output Wattage	Configuration Type	Output Voltage	Output Connector	Input Configuration	Standard (no modifications or special packaging)

Input Configuration



IEC320
w/ground
C14
(F)

General Specifications (continued from p. 1)

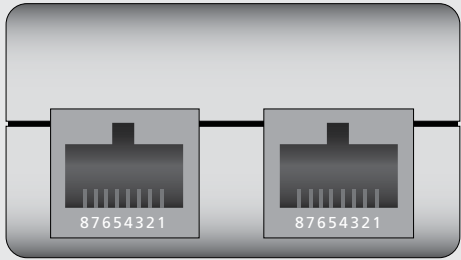
MTBF		100,000 Calculated Hours
Weight	(excluding cord)	7 Ounces, 200 Grams
Case and Dimension		5.24L x 2.13W x 1.42H (in) 133.0L x 54.0W x 36.0H (mm)
Case Material		Black 94V0 Polycarbonate
Cord and Connectors		Dual RJ45 jacks built into the enclosure

Personalized PoE

Options (additional costs may apply):

- Custom label artwork
- Custom agency approvals available
- Surge protection (Input & Output)
- Mounting bracket
- Custom PoE modifications

Pin Connections



J2
(Power and Data Out)

J1
(Data In)

(Rear of Unit)

PoE Gigabit Pin-out Connections:

Data	← POWER (+) →	Pins 4/5 (Data + PWR)
Data	← →	Pins 1/2 (Data Only)
Data	← →	Pins 3/6 (Data Only)
Data	← POWER (-) →	Pins 7/8 (Data + PWR)
Note:	← →	= Transformer

