



SAW Components

Data Sheet B3716





SAW Components

B3716

Low Loss Filter

869,0 MHz

Data Sheet

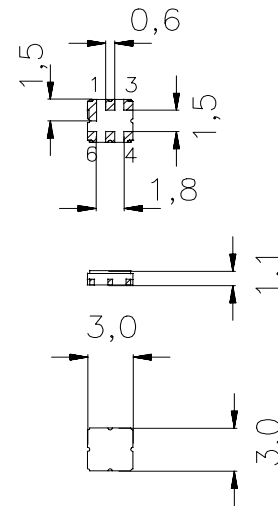
Ceramic package **DCC6C**

Features

- RF low-loss filter for remote control receivers
- Package for **Surface Mounted Technology (SMT)**
- Hermetically sealed ceramic package
- No matching network required for operation at 50 Ω
- Passivation layer: Elpas
- AEC-Q200 qualified component family

Terminals

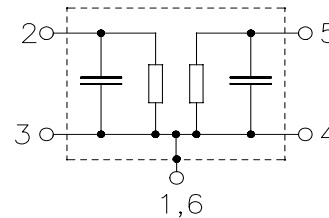
- Ni, gold plated



Dimensions in mm, approx. weight 0,1 g

Pin configuration

- 2 Input
- 5 Output
- 1,3,4,6 Ground



Type	Ordering code	Marking and Package according to	Packing according to
B3716	B39871-B3716-U410	C61157-A7-A67	F61074-V8168-Z000

Electrostatic **Sensitive Device (ESD)**

Maximum ratings

Operable temperature range	T_A	-40/+85	°C	within passband (source 50 Ω)
Storage temperature range	T_{stg}	-40/+85	°C	
DC voltage	V_{DC}	0	V	
Source power	P_S	13	dBm	



Data Sheet

Characteristics

Reference temperature: $T_A = 25\text{ °C}$
 Terminating source impedance: $Z_S = 50\ \Omega$
 Terminating load impedance: $Z_L = 50\ \Omega$

		min.	typ.	max.	
Center frequency	f_c	—	869,0	—	MHz
Maximum insertion attenuation					
	868,00 ... 870,00 MHz α_{max}	—	2,5	3,0	dB
Amplitude ripple (p-p)	$\Delta\alpha$				
	868,00 ... 870,00 MHz	—	0,3	0,7	dB
Attenuation	α				
	10,00 ... 838,00 MHz	40	43	—	dB
	838,00 ... 856,40 MHz	24	32	—	dB
	856,40 ... 858,50 MHz	20	26	—	dB
	880,00 ... 883,00 MHz	23	32	—	dB
	883,00 ... 893,00 MHz	29	32	—	dB
	893,00 ... 1200,00 MHz	45	48	—	dB
	1200,00 ... 2000,00 MHz	31	35	—	dB
Temperature coefficient of frequency	TC_f	—	-30	—	ppm/K



Data Sheet

Characteristics

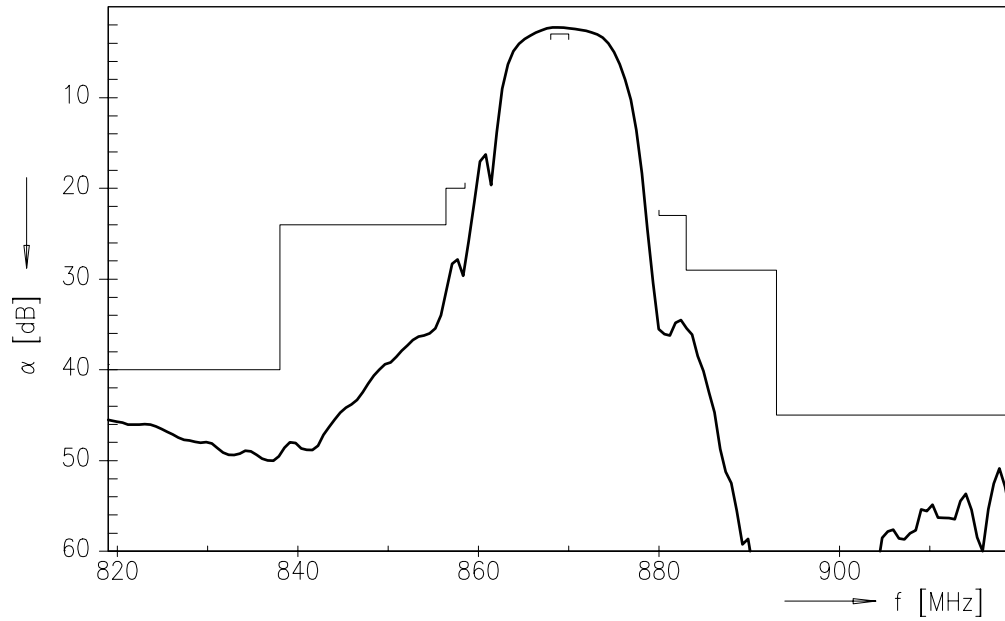
Reference temperature: $T_A = -40 \dots +85 \text{ }^\circ\text{C}$
 Terminating source impedance: $Z_S = 50 \text{ } \Omega$
 Terminating load impedance: $Z_L = 50 \text{ } \Omega$

		min.	typ.	max.	
Center frequency	f_c	—	869,0	—	MHz
Maximum insertion attenuation					
	868,00 ... 870,00 MHz α_{\max}	—	2,5	3,9	dB
Amplitude ripple (p-p)					
	868,00 ... 870,00 MHz $\Delta\alpha$	—	0,6	1,6	dB
Attenuation					
	10,00 ... 838,00 MHz α	40	43	—	dB
	838,00 ... 856,40 MHz	24	32	—	dB
	856,40 ... 858,50 MHz	14	26	—	dB
	880,00 ... 883,00 MHz	10	32	—	dB
	883,00 ... 893,00 MHz	29	32	—	dB
	893,00 ... 1200,00 MHz	45	48	—	dB
	1200,00 ... 2000,00 MHz	31	35	—	dB

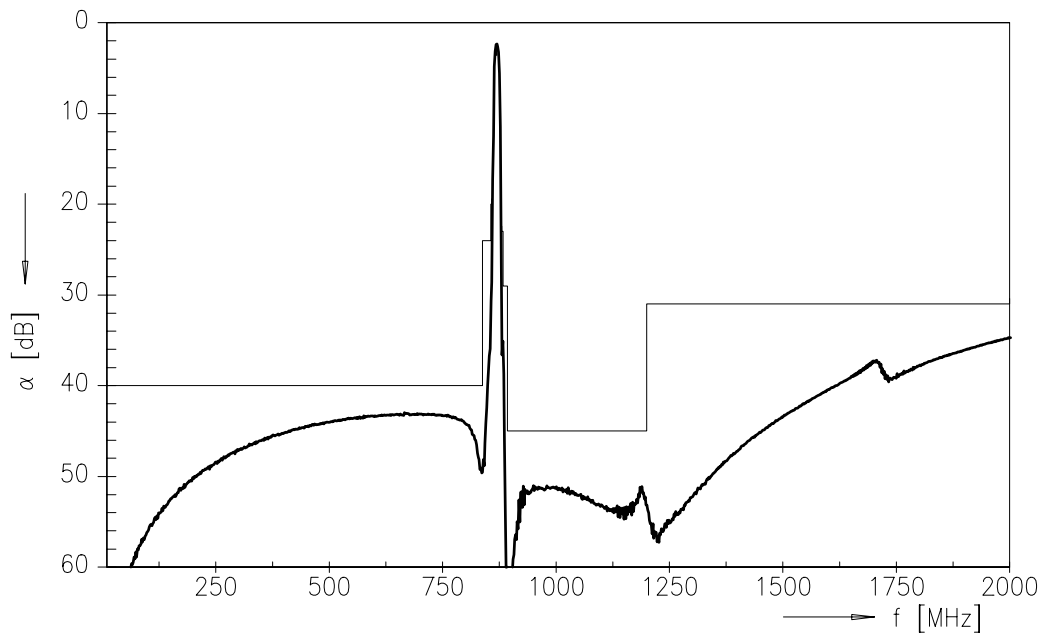


Data Sheet

Transfer function



Transfer function (wideband)





SAW Components

B3716

Low Loss Filter

869,0 MHz

Data Sheet

Published by EPCOS AG

Surface Acoustic Wave Components Division, SAW CE AE PD

P.O. Box 80 17 09, D-81617 München

© EPCOS AG 2004. All Rights Reserved. Reproduction, publication and dissemination of this brochure and the information contained therein without EPCOS' prior express consent is prohibited.

The information contained in this brochure describes the type of component and shall not be considered as guaranteed characteristics. Purchase orders are subject to the General Conditions for the Supply of Products and Services of the Electrical and Electronics Industry recommended by the ZVEI (German Electrical and Electronic Manufacturers' Association), unless otherwise agreed.

This brochure replaces the previous edition.

For questions on technology, prices and delivery please contact the Sales Offices of EPCOS AG or the international Representatives.

Due to technical requirements components may contain dangerous substances. For information on the type in question please also contact one of our Sales Offices.