



SAW filters for mobile communications

Series/Type: B4064

The following products presented in this data sheet are being withdrawn.

Ordering Code	Substitute Product	Date of Withdrawal	Deadline Last Orders	Last Shipments
B39811B4064U810		2008-03-14	2008-08-31	2008-10-15

For further information please contact your nearest EPCOS sales office, which will also support you in selecting a suitable substitute. The addresses of our worldwide sales network are presented at www.epcos.com/sales.



SAW Components

B4064

Low-Loss Filter

810,0 MHz

Data Sheet

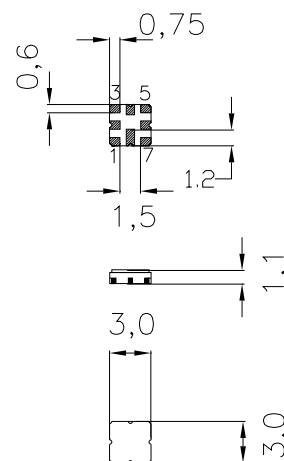
SMD ceramic package **QCC8D**

Features

- Low loss IF filter for HiperLAN
- Balanced to balanced operation
- Package for **S**urface **M**ounted **T**echnology (**SMT**)

Terminals

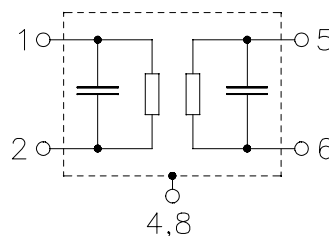
- Ni, gold-plated



Dimensions in mm, approx. weight 0,037 g

Pin configuration

- | | |
|------|----------------|
| 1 | Input |
| 2 | Input |
| 5 | Output |
| 6 | Output |
| 3, 7 | To be grounded |
| 4, 8 | Case - ground |



Type	Ordering code	Marking and Package according to	Packing according to
B4064	B39811-B4064-U810	C61157-A7-A72	F61074-V8101-Z000

Electrostatic Sensitive Device (ESD)

Maximum ratings

Operable temperature range	T	- 40/+ 85	°C	source impedance 200 Ω
Storage temperature range	T_{stg}	- 40/+ 85	°C	
DC voltage	V_{DC}	3	V	
Source power	P_s	0	dBm	



SAW Components	B4064
Low-Loss Filter	810,0 MHz

Data Sheet

Characteristics

Operating temperature range:	$T_A = 0 \dots +70 \text{ }^\circ\text{C}$
Terminating source impedance:	$Z_S = 200 \text{ }\Omega$
Terminating load impedance:	$Z_L = 200 \text{ }\Omega$

		min.	typ.	max.	
Nominal frequency	f_N	—	810,0	—	MHz
Minimum insertion attenuation	α_{\min}	—	1,7	4,0	dB
Band width	$B_{1\text{dB}}$	—	20	—	MHz
	$B_{3\text{dB}}$	—	25	—	MHz
Amplitude ripple in passband (p-p)	$\Delta\alpha$				
	$f_N \pm 8,0 \text{ MHz}$	—	0,6	1,0	dB
	$f_N \pm 8,5 \text{ MHz}$	—	0,7	1,2	dB
Group delay ripple (p-p)	$\Delta\tau$				
	$f_N \pm 8,5 \text{ MHz}$	—	25	50	ns
Relative attenuation (relative to α_{\min})	α_{rel}				
	$f_N - 20,0 \text{ MHz}$	20	34	—	dB
	$f_N + 20,0 \text{ MHz}$	15	22	—	dB
	$f_N - 30,0 \text{ MHz}$	35	37	—	dB
	$f_N + 30,0 \text{ MHz}$	30	34	—	dB
	$f_N - 40,0 \text{ MHz}$	45	55	—	dB
	$f_N + 40,0 \text{ MHz}$	40	48	—	dB
	$f_N - 500 \text{ MHz} \dots f_N - 50,0 \text{ MHz}$	45	54	—	dB
	$f_N + 50,0 \text{ MHz} \dots f_N + 500 \text{ MHz}$	45	58	—	dB



SAW Components

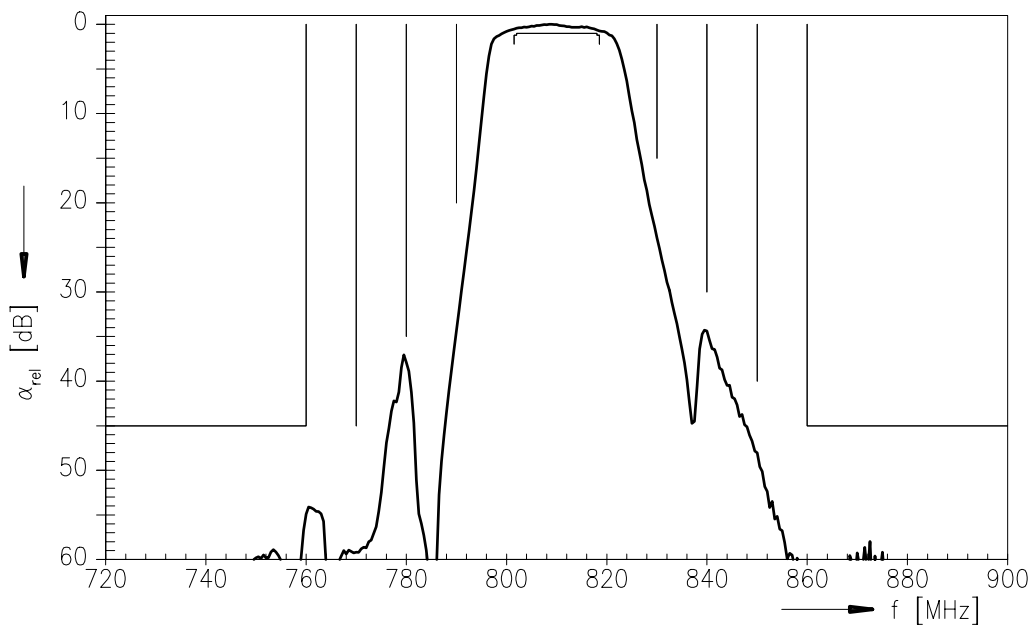
B4064

Low-Loss Filter

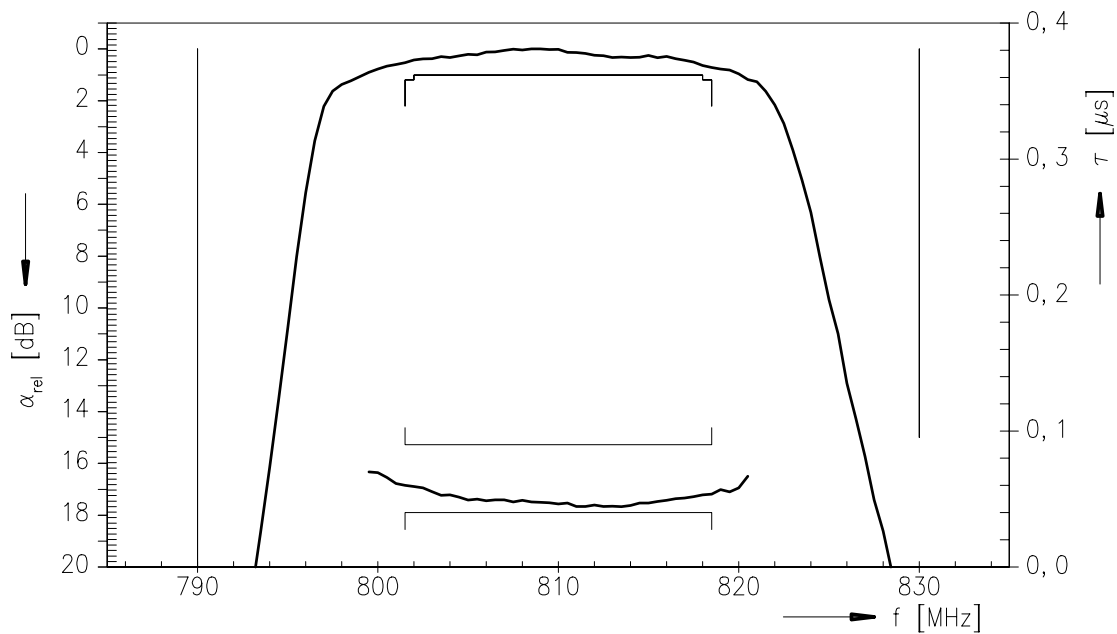
810,0 MHz

Data Sheet

Normalized frequency response



Normalized frequency response (pass band)





SAW Components

B4064

Low-Loss Filter

810,0 MHz

Data Sheet

Published by EPCOS AG

SAW MC WT, P.O. Box 80 17 09, 81617 Munich, GERMANY

☎ ++49 89 636 09, FAX (0 89) 636-2 26 89

© EPCOS AG 2002. Reproduction, publication and dissemination of this brochure and the information contained therein without EPCOS' prior express consent is prohibited.

Purchase orders are subject to the General Conditions for the Supply of Products and Services of the Electrical and Electronics Industry recommended by the ZVEI (German Electrical and Electronic Manufacturers' Association), unless otherwise agreed.

This brochure replaces the previous edition.

For questions on technology, prices and delivery please contact the Sales Offices of EPCOS AG or the international Representatives.

Due to technical requirements components may contain dangerous substances. For information on the type in question please also contact one of our Sales Offices.