



SAW Components

Data Sheet B5025

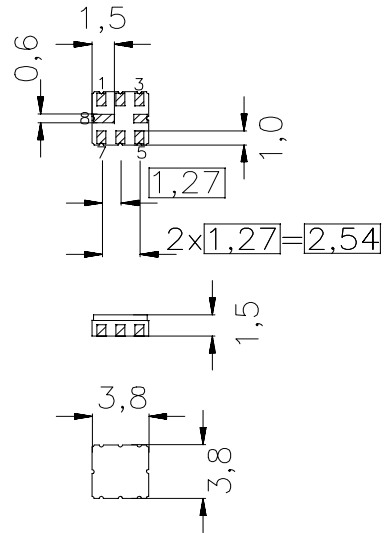


Data Sheet
Ceramic package QCC8B
Features

- Low-loss IF filter
- Ceramic SMD package
- Balanced or unbalanced operation

Terminals

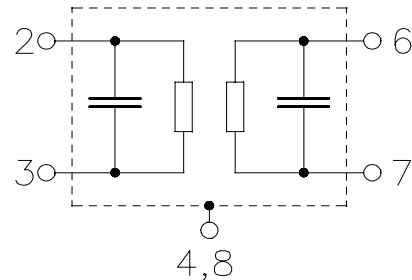
- Gold plated



typ. Dimensions in mm, approx. weight 0,1 g

Pin configuration

3	Input
2	Input or input ground
7	Output
6	Output or output ground
4, 8	Case ground
1, 5	To be grounded



Type	Ordering code	Marking and Package according to	Packing according to
B5025	B39371-B5025-Z810	C61157-A7-A46	F61074-V8167-Z000

Electrostatic Sensitive Device (ESD)
Maximum ratings

Operable temperature range	T	-40 / +85	°C	Machine Model, 10 pulses
Storage temperature range	T_{stg}	-40 / +85	°C	
DC voltage	V_{DC}	5	V	
ESD voltage	V_{ESD}^*	100*	V	
Source power	P_s	10	dBm	

*-acc. to JESD22-A115A(Machine Model), 10 negative & 10 positive pulses



Data Sheet

Characteristics

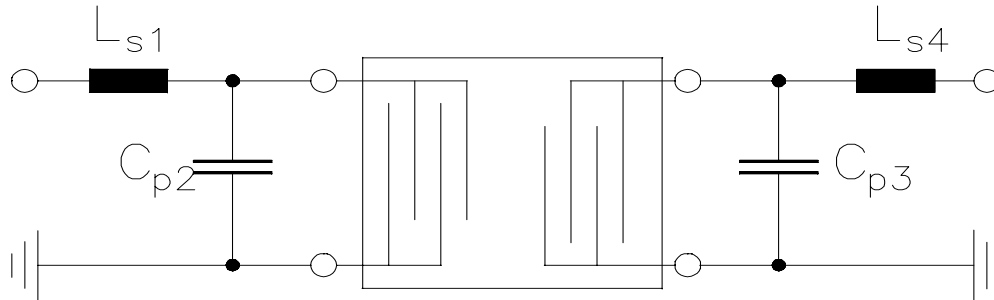
Operating temperature range: $T = -10 \dots 80 \text{ }^\circ\text{C}$
 Terminating source impedance: $Z_S = 50 \text{ } \Omega$ unbalanced and matching network.
 Terminating load impedance: $Z_L = 50 \text{ } \Omega$ unbalanced and matching network.

		min.	typ.	max.	
Nominal frequency	f_N	—	374,0	—	MHz
Minimum insertion attenuation (including matching network)	α_{\min}	—	4,1	6,0	dB
Bandwidth	$B_{3\text{dB}}$				
$\alpha_{\text{rel}} \leq 3 \text{ dB}$		17	20,5	—	MHz
Amplitude ripple (peak-to-peak)	$\Delta\alpha$				
$f_N \pm 7 \text{ MHz}$		—	1,0	1,5	dB
Group delay ripple (p-p)	$\Delta\tau$				
$f_N \pm 7 \text{ MHz}$		—	45	100	ns
Relative attenuation (relative to α_{\min})	α_{rel}				
$f_N - 65,0 \text{ MHz} \dots f_N - 22,0 \text{ MHz}$		40	54	—	dB
$f_N - 22,0 \text{ MHz} \dots f_N - 16,5 \text{ MHz}$		35	41	—	dB
$f_N + 16,5 \text{ MHz} \dots f_N + 20,0 \text{ MHz}$		27	35	—	dB
$f_N + 20,0 \text{ MHz} \dots f_N + 30,0 \text{ MHz}$		35	37	—	dB
$f_N + 30,0 \text{ MHz} \dots f_N + 80,0 \text{ MHz}$		40	50	—	dB
Temperature coefficient of frequency	TC_f	—	- 70	—	ppm/K

Data Sheet

Matching network to 50 Ω

(Element values depend upon PCB layout)



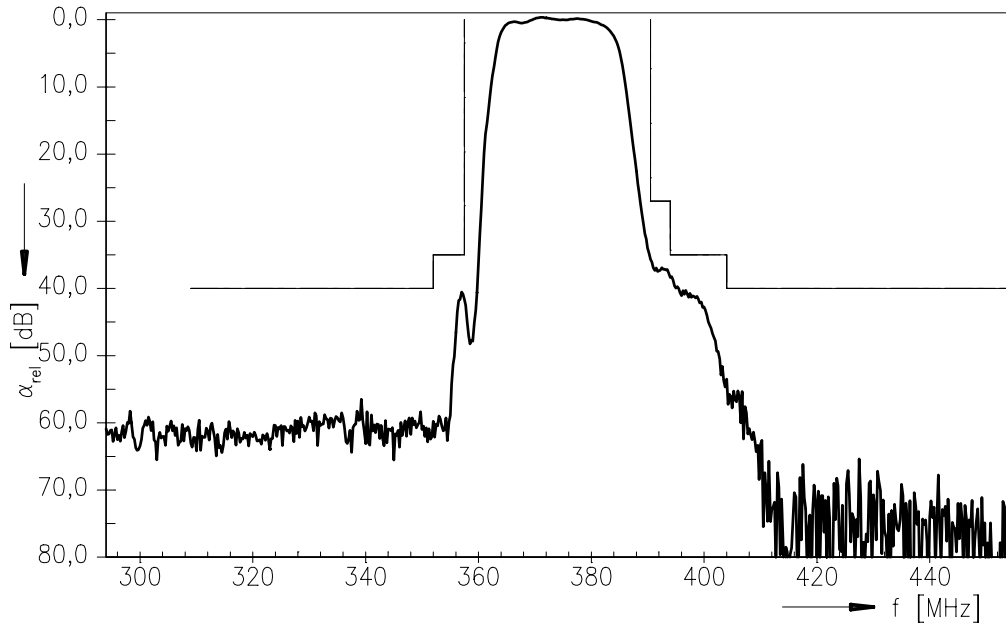
$$L_{s1} = 39\text{nH}$$
$$C_{p2} = 1,2\text{pF}$$

$$C_{p3} = 1,0\text{pF}$$
$$L_{s4} = 47\text{nH}$$

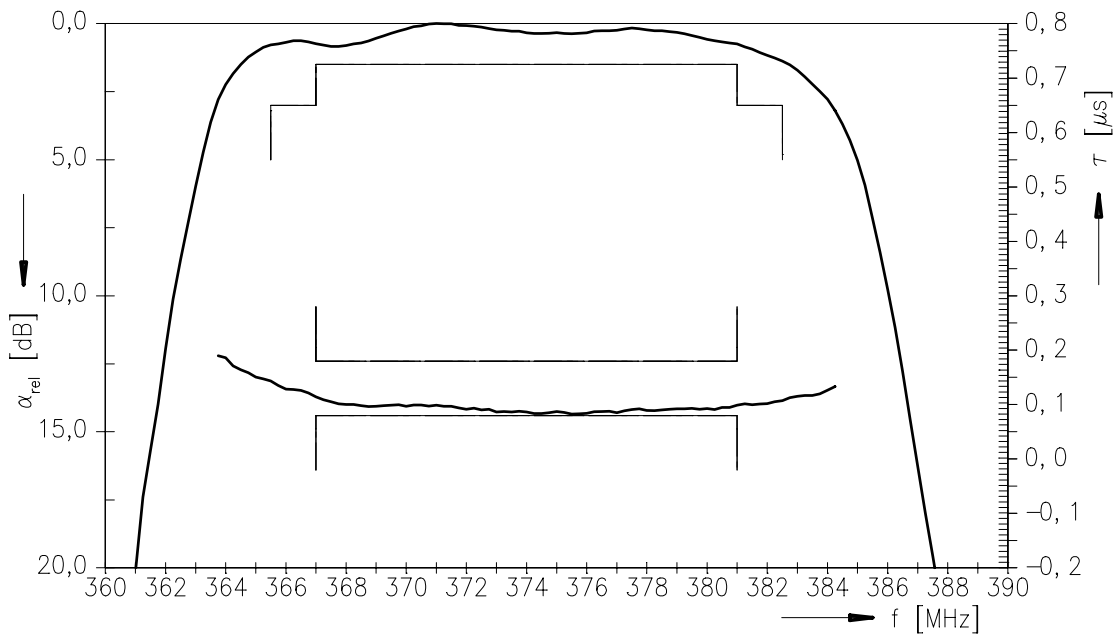


Data Sheet

Transfer function:



Transfer function (pass band):





SAW Components

B5025

Low-Loss Filter

374,0 MHz

Data Sheet

Published by EPCOS AG

Surface Acoustic Wave Components Division, SAW MC PD

P.O. Box 80 17 09, 81617 Munich, GERMANY

© EPCOS AG 2005. Reproduction, publication and dissemination of this brochure and the information contained therein without EPCOS' prior express consent is prohibited.

Purchase orders are subject to the General Conditions for the Supply of Products and Services of the Electrical and Electronics Industry recommended by the ZVEI (German Electrical and Electronic Manufacturers' Association), unless otherwise agreed.

This brochure replaces the previous edition.

For questions on technology, prices and delivery please contact the Sales Offices of EPCOS AG or the international Representatives.

Due to technical requirements components may contain dangerous substances. For information on the type in question please also contact one of our Sales Offices.