



SAW Components

Preliminary Data B3711

Data Sheet

A large, stylized, 3D-rendered graphic of the EPCOS logo. The letters "EPCOS" are rendered in a white, glowing, sans-serif font, appearing to be part of a larger, curved structure that resembles a stylized globe or a series of overlapping planes. The background is dark and textured.



SAW Components

B3711

Low Loss Filter

315,00 MHz

Preliminary Data

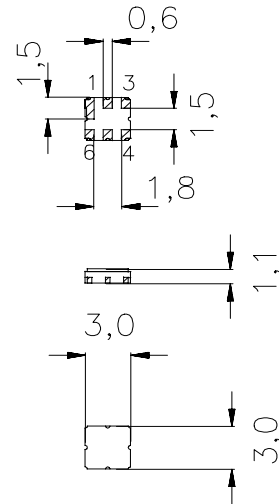
Features

- RF low-loss filter for remote control application
- Package for **Surface Mounted Technology (SMT)**
- Hermetically sealed ceramic package
- No matching network required for operation at 50 Ω
- Passivation layer: Elpas

Terminals

- Ni, gold-plated

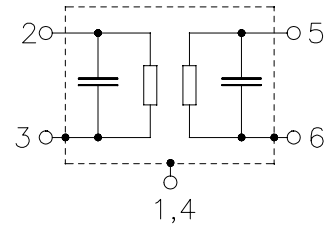
Ceramic package **DCC6C**



Dimensions in mm, approx. weight 0,037 g

Pin configuration

- 2 Input
- 5 Output
- 1, 3, 4, 6 Ground



Type	Ordering code	Marking and Package according to	Packing according to
B3711	B39321-B3711-U410	C61157-A7-A67	F61074-V8168-Z000

Electrostatic Sensitive Device (ESD)

Maximum ratings

Operable temperature range	T	-40/+85	°C	
Storage temperature range	T_{stg}	-45/+90	°C	
DC voltage	V_{DC}	0	V	
Source power	P_S	10	dBm	source impedance 50 Ω



SAW Components

B3711

Low Loss Filter

315,00 MHz

Preliminary Data

Characteristics

Operating temperature range: $T = -40 \dots 85^\circ\text{C}$

Terminating source impedance: $Z_S = 50 \Omega$

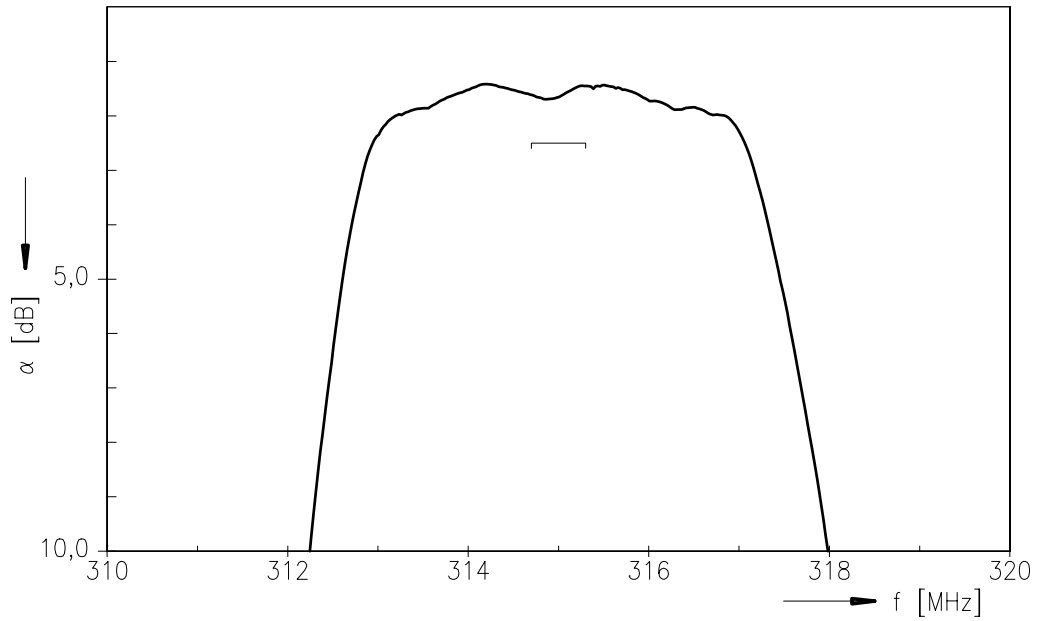
Terminating load impedance: $Z_L = 50 \Omega$

		min.	typ.	max.	
Center frequency	f_c	—	315,00	—	MHz
Maximum insertion attenuation	α_{\max}				
	314,70 ... 315,30 MHz	—	1,7	2,5	dB
Amplitude ripple (p-p)	$\Delta\alpha$				
	314,70 ... 315,30 MHz	—	0,4	1,2	dB
Input VSWR					
	314,70 ... 315,30 MHz	—	1,2	1,6	dB
Output VSWR					
	314,70 ... 315,30 MHz	—	1,2	1,6	dB
Relative attenuation (relative to α_{\max})	α_{rel}				
	270,00 ... 286,00 MHz	55	60	—	dB
	293,00 ... 293,90 MHz	53	58	—	dB
	304,00 ... 304,60 MHz	48	53	—	dB
	325,40 ... 326,00 MHz	24	31	—	dB
	336,10 ... 337,00 MHz	36	41	—	dB
	357,50 ... 358,70 MHz	50	55	—	dB
Temperature coefficient of frequency	TC_f	—	-30	—	ppm/K

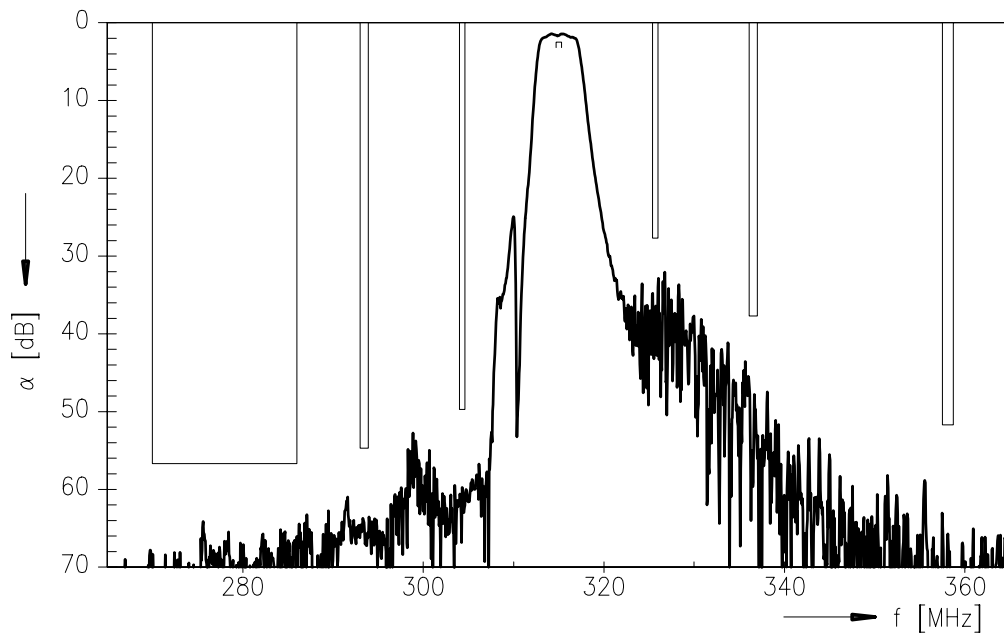


Preliminary Data

Transfer function



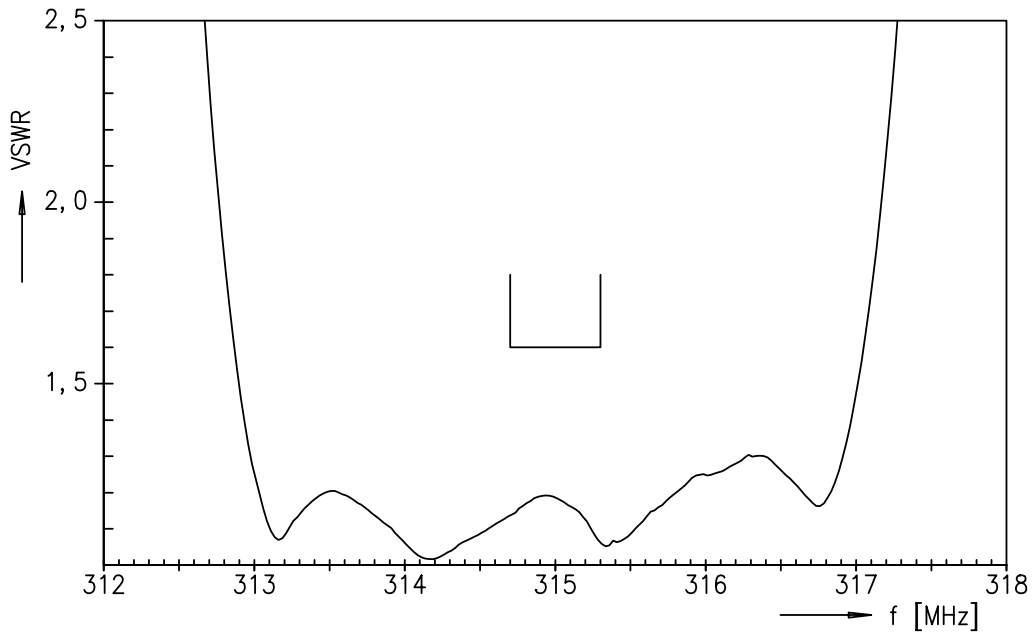
Transfer function (wideband)



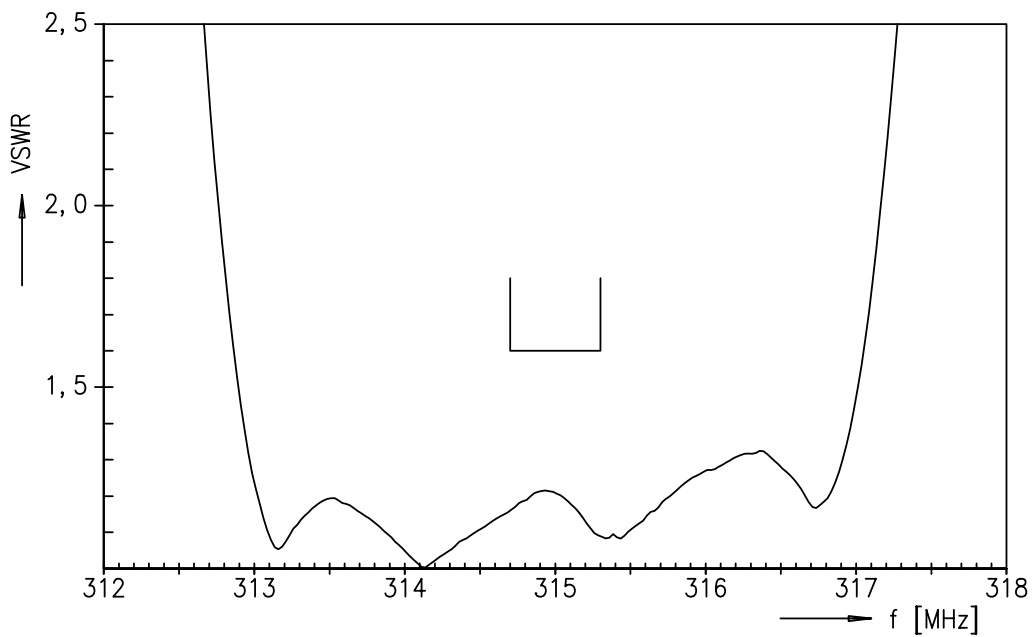


Preliminary Data

Input VSWR



Output VSWR





SAW Components

B3711

Low Loss Filter

315,00 MHz

Preliminary Data

Published by EPCOS AG

Surface Acoustic Wave Components Division, SAW CE AE PD

P.O. Box 80 17 09, D-81617 München

© EPCOS AG 2004. All Rights Reserved. Reproduction, publication and dissemination of this brochure and the information contained therein without EPCOS' prior express consent is prohibited.

The information contained in this brochure describes the type of component and shall not be considered as guaranteed characteristics. Purchase orders are subject to the General Conditions for the Supply of Products and Services of the Electrical and Electronics Industry recommended by the ZVEI (German Electrical and Electronic Manufacturers' Association), unless otherwise agreed.

This brochure replaces the previous edition.

For questions on technology, prices and delivery please contact the Sales Offices of EPCOS AG or the international Representatives.

Due to technical requirements components may contain dangerous substances. For information on the type in question please also contact one of our Sales Offices.