

SS32HE THRU SS320HE

3 Amp Schottky Rectifiers 20 - 200 Volts

Features

- Halogen free available upon request by adding suffix "-HF"
- High current capability.
- Lead Free Finish/RoHS Compliant (Note1)("P" Suffix designates Compliant. See ordering information)
- Guardring for overvoltage protection.
- Silicon epitaxial planar chip, metal silicon junction.
- Epoxy meets UL 94 V-0 flammability rating
- Moisture Sensitivity Level 1

- Operating Temperature: SS32HE~SS34HE: -55°C to +125°C
SS35HE~SS320HE: -55°C to +150°C
- Storage Temperature: -55°C to +150°C
- Typical Thermal Resistance: 15°C/W Junction to Lead

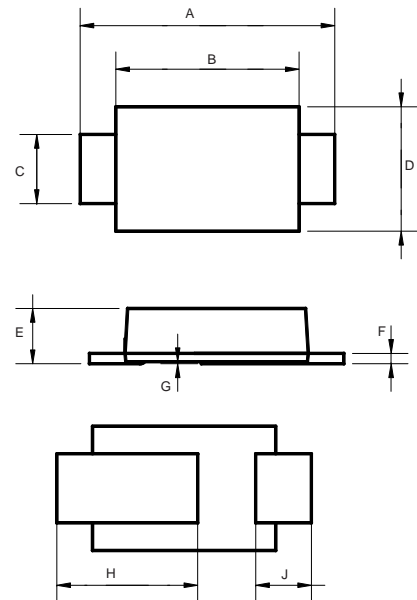
MCC Catalog Number	Device Marking	Maximum Recurrent Peak Reverse Voltage	Maximum RMS Voltage	Maximum DC Blocking Voltage
SS32HE	S32L	20V	14V	20V
SS33HE	S33L	30V	21V	30V
SS34HE	S34L	40V	28V	40V
SS35HE	S35L	50V	35V	50V
SS36HE	S36L	60V	42V	60V
SS38HE	S38L	80V	56V	80V
SS310HE	S310L	100V	70V	100V
SS315HE	S315L	150V	105V	150V
SS320HE	S320L	200V	140V	200V

Electrical Characteristics @ 25°C Unless Otherwise Specified

Average Forward Current	$I_{F(AV)}$	3.0A	See Fig.1
Peak Forward Surge Current	I_{FSM}	65A	8.3ms, half sine
Maximum Instantaneous Forward Voltage	V_F	32~34 35~36 38~310 315~320 0.50V 0.70V 0.85V 0.90V	$I_{FM} = 3.0A$;
Maximum DC Reverse Current At Rated DC Blocking Voltage	I_R	0.5mA	$T_J = 25^\circ C$

Note: 1. High Temperature Solder Exemption Applied, see EU Directive Annex 7.

SOD-123HE



DIMENSIONS					
DIM	INCHES		MM		NOTE
	MIN	MAX	MIN	MAX	
A	.140	.156	3.55	3.95	
B	.100	.112	2.55	2.85	
C	.035	.043	0.90	1.10	
D	.067	.075	1.70	1.90	
E	.028	.035	0.70	0.90	
F	.004	.008	0.10	0.20	
G	.001	.002	0.02	0.05	
H	.067	.098	1.70	2.50	
J	.016	.047	0.40	1.20	

Characteristics(Typical)

FIG1:Io-Ta Curve

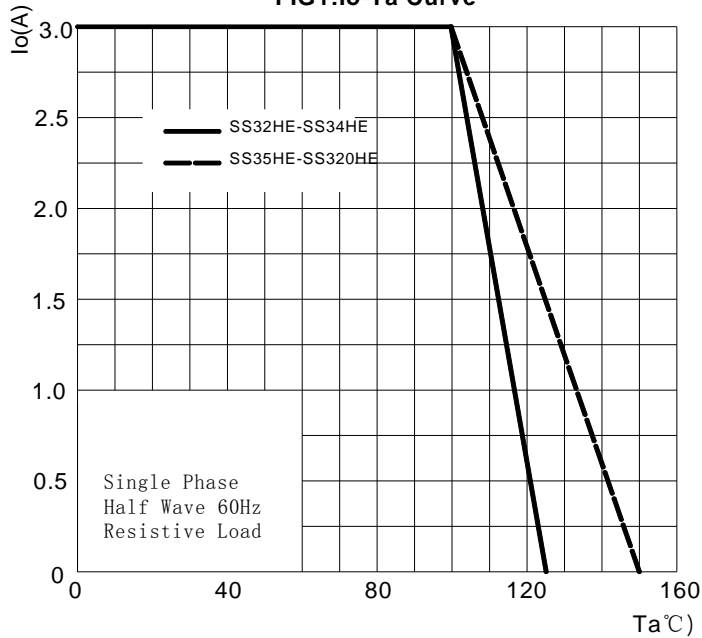


FIG2: Surge Forward Current Capability

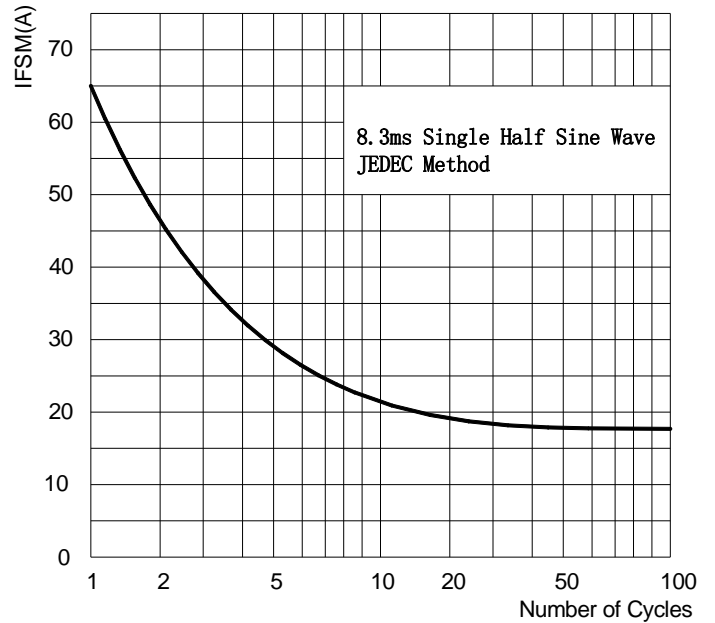


FIG3: Forward Voltage

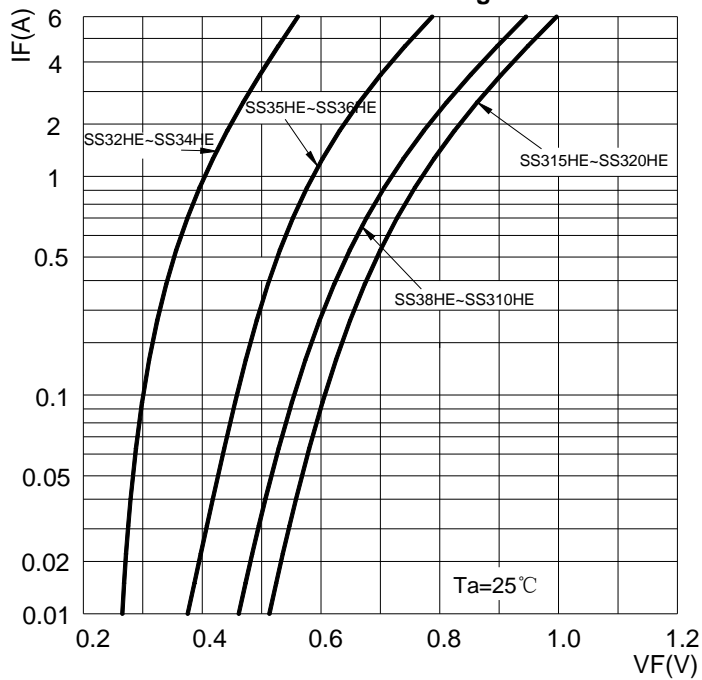
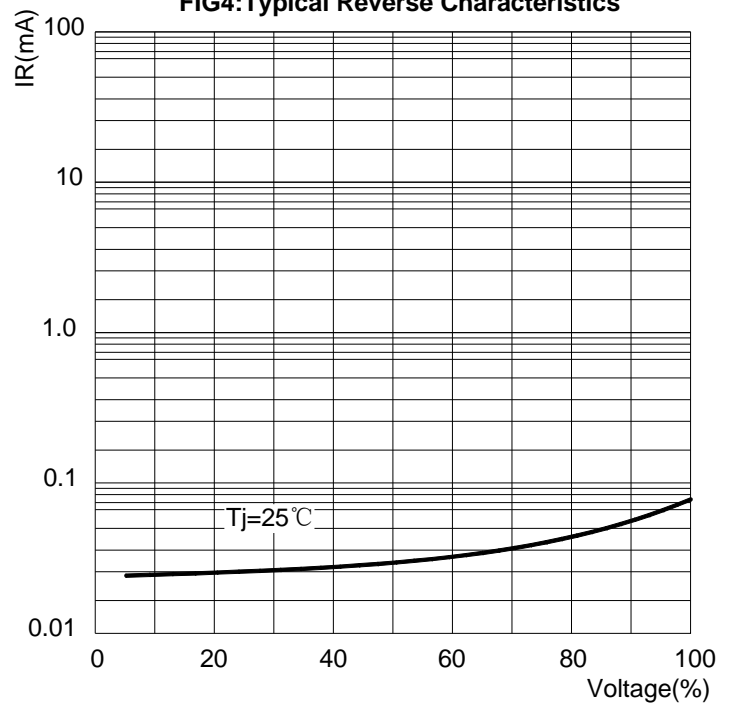


FIG4: Typical Reverse Characteristics



Ordering Information :

Device	Packing
Part Number-TP	Tape&Reel: 3Kpcs/Reel

Note : Adding "-HF" suffix for halogen free, eg. Part Number-TP-HF

IMPORTANT NOTICE

Micro Commercial Components Corp. reserves the right to make changes without further notice to any product herein to make corrections, modifications , enhancements , improvements , or other changes . **Micro Commercial Components Corp .** does not assume any liability arising out of the application or use of any product described herein; neither does it convey any license under its patent rights ,nor the rights of others . The user of products in such applications shall assume all risks of such use and will agree to hold **Micro Commercial Components Corp .** and all the companies whose products are represented on our website, harmless against all damages.

LIFE SUPPORT

MCC's products are not authorized for use as critical components in life support devices or systems without the express written approval of Micro Commercial Components Corporation.

CUSTOMER AWARENESS

Counterfeiting of semiconductor parts is a growing problem in the industry. Micro Commercial Components (MCC) is taking strong measures to protect ourselves and our customers from the proliferation of counterfeit parts. MCC strongly encourages customers to purchase MCC parts either directly from MCC or from Authorized MCC Distributors who are listed by country on our web page cited below. Products customers buy either from MCC directly or from Authorized MCC Distributors are genuine parts, have full traceability, meet MCC's quality standards for handling and storage. **MCC will not provide any warranty coverage or other assistance for parts bought from Unauthorized Sources.** MCC is committed to combat this global problem and encourage our customers to do their part in stopping this practice by buying direct or from authorized distributors.