

Features

- High Reliability
- Halogen free available upon request by adding suffix "-HF"
- Low Forward Voltage Drop, Low Leakage
- Epoxy meets UL 94 V-0 flammability rating
- Moisture Sensitivity Level 1
- Polarity: Indicated by Cathode Band
- Lead Free Finish/Rohs Compliant (Note1) ("P" Suffix designates RoHS Compliant. See ordering information)

Maximum Ratings

- Operating Temperature: -55°C to +150°C
- Storage Temperature: -55°C to +150°C
- Maximum Thermal Resistance: 60°C/W Junction to Ambient

MCC Catalog Number	Device Marking	Maximum Recurrent Peak Reverse Voltage	Maximum RMS Voltage	Maximum DC Blocking Voltage
1A1	1A1	50V	35V	50V
1A2	1A2	100V	70V	100V
1A3	1A3	200V	140V	200V
1A4	1A4	400V	280V	400V
1A5	1A5	600V	420V	600V
1A6	1A6	800V	560V	800V
1A7	1A7	1000V	700V	1000V

Electrical Characteristics @ 25°C Unless Otherwise Specified

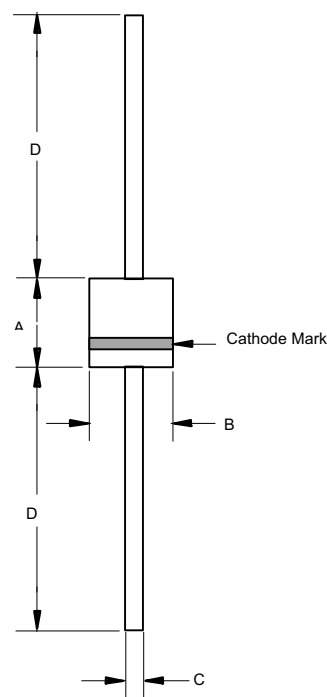
Average Forward Current	$I_{F(AV)}$	1.0A	$T_J = 25^\circ\text{C}$
Peak Forward Surge Current	I_{FSM}	30.0A	8.3ms half sine
Maximum Instantaneous Forward Voltage	V_F	1.1V	$I_{FM} = 1.0A$ $T_A = 25^\circ\text{C}$
Maximum DC Reverse Current At Rated DC Blocking Voltage	I_R	5.0uA 50uA	$T_J = 25^\circ\text{C}$ $T_J = 100^\circ\text{C}$
Typical Junction Capacitance	C_J	15pF	Measured at 1.0MHz, $V_R = 4.0V$

Notes: 1. High Temperature Solder Exemption Applied, see EU Directive Annex 7.

**1A1
THRU
1A7**

**1 Amp Miniature
Plastic Silicon Rectifier
50 to 1000 Volts**

R-1



DIMENSIONS					
DIM	INCHES		MM		NOTE
	MIN	MAX	MIN	MAX	
A	0.116	0.140	2.90	3.50	
B	0.091	0.102	2.30	2.60	
C	0.020	0.024	0.50	0.60	
D	0.787	----	20.00	----	

1A1 thru 1A7

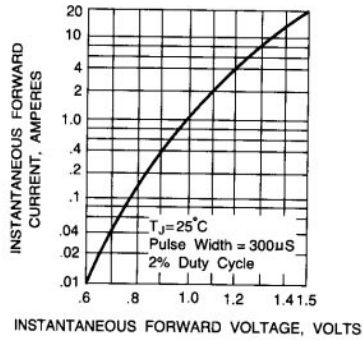


Fig. 1 - TYPICAL FORWARD CHARACTERISTICS

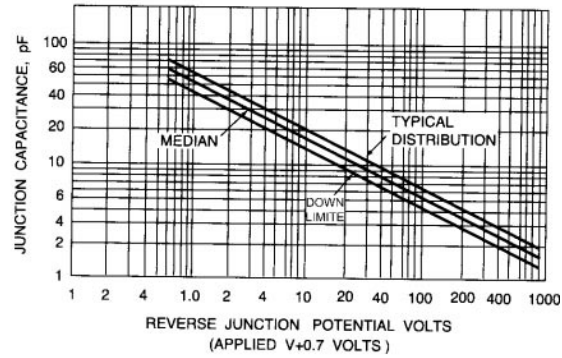


Fig. 2 - JUNCTION CAPACITANCE (See Application Note 2)

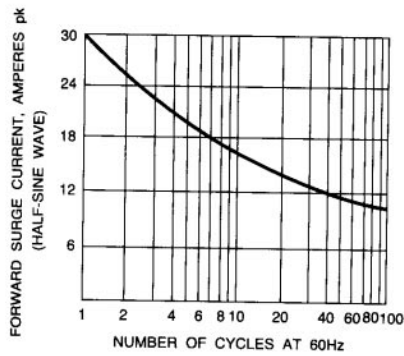


Fig. 3 - MAXIMUM OVERLOAD SURGE-CURRENT

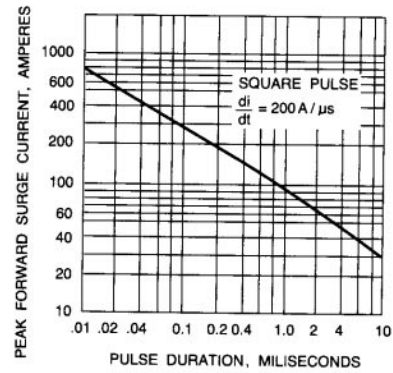


Fig. 4 - PEAK FORWARD SURGE CURRENT

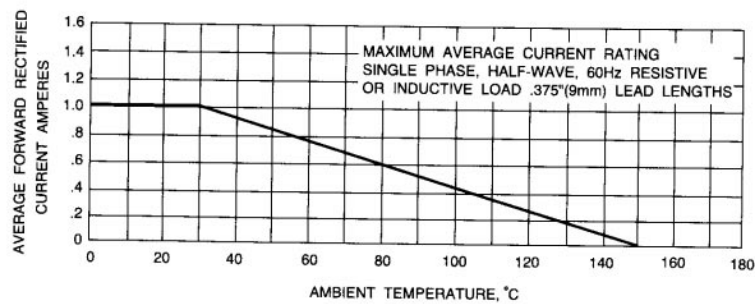


Fig. 5 - FORWARD DERATING CURVE

Ordering Information :

Device	Packing
Part Number-TP	Tape&Reel: 5Kpcs/Reel
Part Number-AP	Ammo Packing: 3Kpcs/Ammo Box

Note : Adding "-HF" suffix for halogen free, eg. Part Number-TP-HF

IMPORTANT NOTICE

Micro Commercial Components Corp. reserves the right to make changes without further notice to any product herein to make corrections, modifications , enhancements , improvements , or other changes . **Micro Commercial Components Corp .** does not assume any liability arising out of the application or use of any product described herein; neither does it convey any license under its patent rights ,nor the rights of others . The user of products in such applications shall assume all risks of such use and will agree to hold **Micro Commercial Components Corp .** and all the companies whose products are represented on our website, harmless against all damages.

LIFE SUPPORT

MCC's products are not authorized for use as critical components in life support devices or systems without the express written approval of Micro Commercial Components Corporation.

CUSTOMER AWARENESS

Counterfeiting of semiconductor parts is a growing problem in the industry. Micro Commercial Components (MCC) is taking strong measures to protect ourselves and our customers from the proliferation of counterfeit parts. MCC strongly encourages customers to purchase MCC parts either directly from MCC or from Authorized MCC Distributors who are listed by country on our web page cited below. Products customers buy either from MCC directly or from Authorized MCC Distributors are genuine parts, have full traceability, meet MCC's quality standards for handling and storage. **MCC will not provide any warranty coverage or other assistance for parts bought from Unauthorized Sources.** MCC is committed to combat this global problem and encourage our customers to do their part in stopping this practice by buying direct or from authorized distributors.