



Customer:	Rev. 0
Item: Brushless AC Fan	Page 1 of 5
Model: UF80A12/23-BWHR	Issue Date:

SPECIFICATIONS FOR APPROVAL

Mechatronics is pleased to submit the following specifications for review. If these specifications are for a final approval, please sign, date, and return to:

Mechatronics
FAX (425) 222-5155

TEL (425) 222-5900

Customer Approval	Authorized Signature

Customer:	Rev. 0
Item: Brushless AC Fan	Page: 2 of 5
Model: UF80A12/23-BWHR	Issue Date:

BRUSHLESS DC FAN SPECIFICATIONS

1. SCOPE

This specification applies to model: **UF80A12/23-BWHR**

2. STANDARD ENVIRONMENTAL CONDITIONS

Temperature 25°C and relative humidity 60%.

Operating temperature range and acceptable environment: 5 - 35°C and relative humidity 45 – 85%.

3. STRUCTURE AND FORM

3-1	Structure	Brushless AC fan motor
3-2	External	As per drawing
3-3	Housing	Die Cast Aluminum
3-4	Impeller	UL94V-0 PBT
3-5	Weight	0.28 kg
3-6	Bearing	2 Ball Bearing
3-7	Motor Insulation	Class B

4. RATING AND OPERATING CONDITIONS

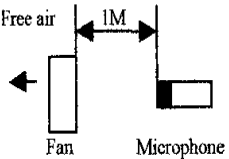
		50Hz	60Hz
4-1	Rated voltage	AC 115V / 230V	AC 115V / 230V
4-2	Rated current	0.14A / 0.07A	0.12A / 0.06A
4-3	Power	12W / 14W	9W / 12W
4-3	Operating voltage	103-127 VAC / 207-253 VAC	103-127 VAC / 207-253 VAC
4-4	Operating temperature	-40°C to +70°C	-40°C to +70°C
4-5	Storage temperature	-40°C to +70°C	-40°C to +70°C
4-6	Speed	2500 RPM	3000 RPM

Customer:	Rev. 0
Item: Brushless AC Fan	Page 3 of 5
Model: UF80A12/23-BWHR	Issue Date:

5. AIR FLOW, AIR PRESSURE CHARACTERISTICS

Item	Condition	Test Result 50Hz	Test Result 60Hz
5-1 Air flow	Air pressure = 0	24 CFM	30 CFM
5-2 Air flow/Air pressure characteristics	Air flow = 0	0.14 in H2O	0.21 in H2O

6. PERFORMANCE

	Item	Condition	Test Result/ Standard
6-1	<p>Noise</p>  <p>Fan Microphone</p>	As measured in a sound isolated room; background noise 20 dB or less; microphone distance 1 m from intake side of fan.	50Hz – 32dbA 60Hz – 36dbA
6-2	Dielectric Test	Measured between terminal and fan frame with AC 1500 v applied for one minute.	

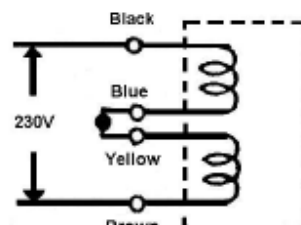
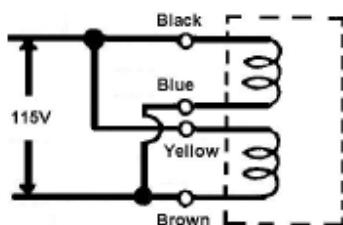
Customer:	Rev. 0
Item: Brushless AC Fan	Page 4 of 5
Model: UF80A12/23-BWHR	Issue Date:

7. SPECIAL TEST

7-1	Vibration resistance	5-30Hz, 0.04 peak-to-peak amplitude, 30-500Hz, 2g peak amplitude for 5 minutes to all three axes	Fan(s) meet performance standards
7-2	Shock resistance	60g, 11 millisecond (1/2 sine), twice to all three axes	Fan(s) meet performance standards
7-3	L10 Life	Expected mean endurance time until revolutions drop by 30% from the initial value - when run continuously within rated environmental conditions	60,000 hours at 40°C.
7-4	Rotor Resistance	With rotor restricted and at rated voltage for 72 hours	Shall have no damage

8. OTHER

8-1	Terminal	22awg Lead Wires (x4)
8-2	Rotating direction	Marked on housing
8-3	Air flow direction	Marked on housing
8-4	Appearance	Shall be free of defects
8-5	Mounting hole	8 places 4.3mm
8-6	Lot marking	Date code stamped on label



Customer:	Rev. 0
Item: Brushless AC Fan	Page 5 of 5
Model: UF80A12/23-BWHR	Issue Date:

