




## mBot Add-on Pack - Servo Pack

SKU: 98052 Weight: 235.00 Gram



### What is mBot servo pack?

mBot servo pack is a 3-in-1 pack based on mBot. You can construct "Dancing Cat", "Head-Shaking Cat" and "Light-Emitting Cat" with mBot and the components in this pack.

mBot servo pack makes mBot more vivacious and enjoyable, which is of benefit to children's creative thinking.

## The first cat: Dancing Cat

Dancing cat dances with music,  
waving little claw, calling you home.

## The second cat: Head-Shaking Cat

Looking around for you with its big eyes.  
Cute, lively and cheerful.

## The third cat: Light-Emitting Cat

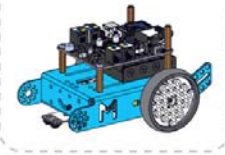
A nice cat brightens up your life.  
The light pierces the darkness,  
It's brighter in the sun.

Specifications	
SKU	98052
Model	mBot Servo Pack
Type	Expansion pack
Weight	235g (8.29oz)
Outer packing size (length×width×height)	100×60×150mm


Part List		
4 × Brass Stud M4*25	20 × Screws M4*8	10 × Nut M4
2 × 6P6C Cable -20cm-black	2 × Plastic Ring	1 × 9g Servo pack
1 × RGB-LED V1.1	1 × RJ25 Adapter	2 × Bracket 3*3
2 × Plate I1 -blue	1 × Wrench M5+M7	4 × cuttable linkage (blue)

## 1 Refit the original mBot

After refitting:



Base Stud M4\*25 x2



## 2 Install bracket and ultrasonic sensor

After installation:


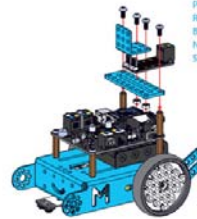


Plate B1 x1  
R125 Adapter x1  
Bracket 3\*3 x1  
Nut M4 x2  
Screw M4\*8 x4



## 3 Install the servo

After installation:



1/8 Micro Servo x1  
1/8 Micro Servo Bracket x1  
Button-Head Cross Screw M2\*10 x2  
Self-drilling Screw 2.2\*6.5 x1  
Nut M2 x2  
Servo Arm x1


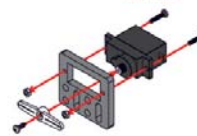



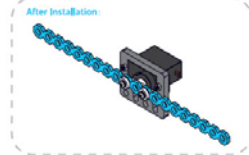
Plate B1 x1  
Screw M4\*8 x2  
Nut M4 x2



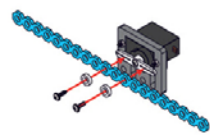
Note:  
The parts used in this step are the parts disassembled from the original mBot.

## 4 Install cuttable linkage

After installation:




Self-drilling Screw 2.2\*8 x2  
Plastic Ring 4\*7\*2mm x2  
Cuttable Linkage x1




## 5 Assembly Completed

Assembly completed:



Nut M4 x2  
Screw M4\*8 x2



Note:  
You can attach some hand-shaped paper crafts or tie some balloons onto the cuttable linkage to realize interesting interactions.