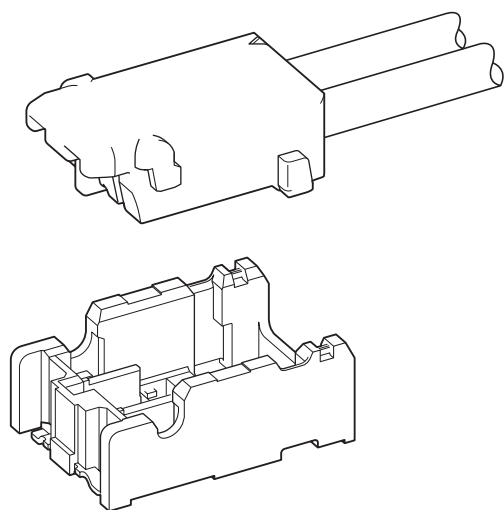




# LEH CONNECTOR

1.8mm pitch/For LED Lamp/Disconnectable Crimp style connectors



**Considering about the luminescence property of LED package and the mating operability, this LEH connector is designed as low profile type connector for LED lighting, and achieves the space saving. In consideration of connector mating operation to the LED mounting PCB that is integrated in the equipment, side-feed mechanism that provides to enable mating the connector from right above is adopted, and secure lock and mechanism for preventing wrong insertion are provided.**

- Low profile and space saving design  
Mounting height at connector mounting side : 3mm
- Secure locking mechanism
- Mechanism for preventing wrong insertion
- Halogen-free and RoHS compliant

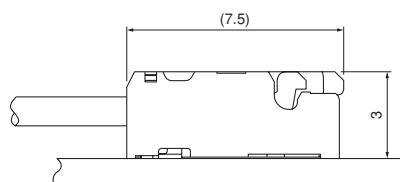
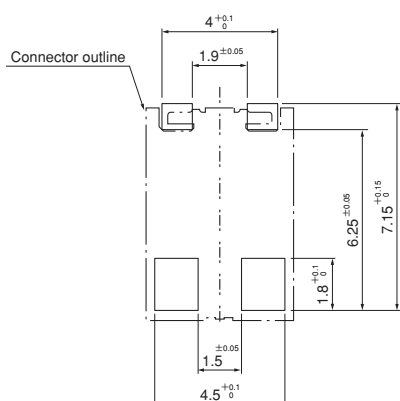
## Specifications

- Current rating: 3A AC, DC (AWG #22)
- Voltage rating: 300V AC, DC
- Temperature range: -55°C to +105°C  
(including temperature rise in applying electrical current)
- Contact resistance: Initial value/ 10m Ω max.  
After environmental testing/ 20m Ω max.
- Insulation resistance: 1,000M Ω min.
- Withstanding voltage: 800V AC/minute
- Applicable wire: Conductor size/ AWG #26 to #22  
Insulation O.D./ 0.95 to 1.3mm

- \* Compliant with RoHS.
- \* Refer to "General Instruction and Notice when using Terminals and Connectors" at the end of this catalog.
- \* Contact JST for details.

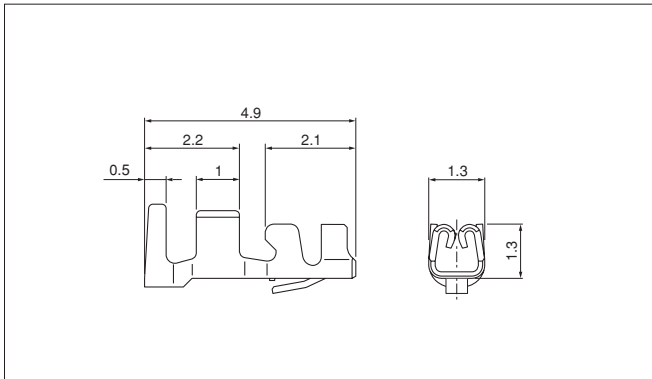
## Table of product combinations

Key pattern		A	B
Housing	Color	White	Blue
	Model No.	LEHR-02V-S-A(HF)	LEHR-02V-E-B(HF)
	Shrouded header	Color	Blue
	Model No.	BM02B-LEHSS-A-TB(HF)	BM02B-LEHES-B-TB(HF)



Note: 1. The figure on the left side is the figure viewed from the connector mounting side.  
2. Tolerances are non-cumulative: ±0.05mm for all centers.  
The dimensions above should serve as a guideline. Contact JST for details.

## Contact



Model No.	Applicable wire			Q'ty / reel
	mm <sup>2</sup>	AWG#	Insulation O.D. (mm)	
<b>SLEH-001T-P0.15</b>	0.13~0.33	26~22	0.95~1.3	12,000

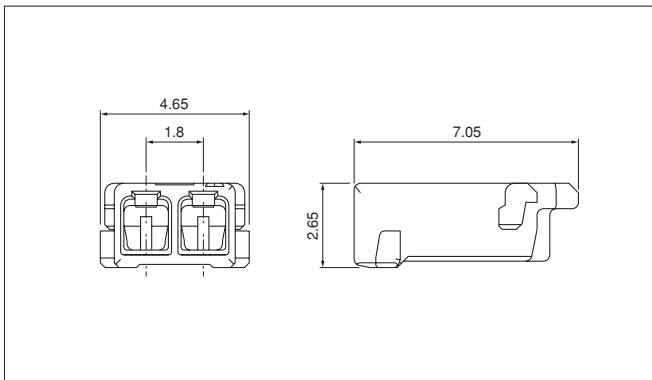
### Material and Finish

Copper alloy, tin-plated (reflow treatment)

### RoHS compliance

Contact	Crimping machine	Applicator		
		Crimp applicator	Dies	Crimp applicator with dies
<b>SLEH-001T-P0.15</b>	AP-K2N	MKS-L	MK/SLEH-001-015	APLMK SLEH001-015
		—	—	—

## Housing



Circuits	Key pattern	Color	Model No.	Q'ty / bag
2	A	White	<b>LEHR-02V-S-A(HF)</b>	1,000
	B	Blue	<b>LEHR-02V-E-B(HF)</b>	1,000

### Material

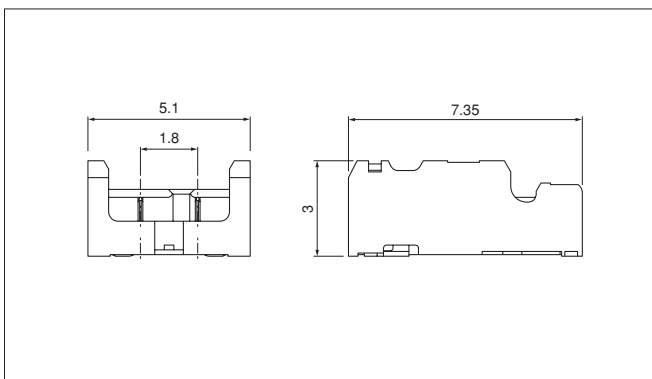
Glass-filled PA 66, UL94V-0

### RoHS compliance

<For reference> As the color identification, the following alphabet shall be put in the underlined part. For availability, delivery and minimum order quantity, contact JST.

ex. **LEHR-02V-S-A(HF)**  
S...white E...blue

## Shrouded header



Circuits	Key pattern	Color	Model No.	Q'ty / reel
2	A	Natural	<b>BM02B-LEHSS-A-TB(HF)</b>	3,400
	B	Blue	<b>BM02B-LEHES-B-TB(HF)</b>	3,400

### Material and Finish

Contact: Copper alloy, copper-undercoated, tin-plated (reflow treatment)  
Housing: PA 9T, UL94V-0

### RoHS compliance

Note: The products listed above are supplied on embossed-tape.

<For reference> As the color identification, the following alphabet shall be put in the underlined part. For availability, delivery and minimum order quantity, contact JST.

ex. **BM02B-LEHSS-A-TB(HF)**  
S...natural E...blue