

## Installation Instructions for the Permanent Magnet

ISSUE 2  
PK 89093

### **⚠ WARNING**

#### **PERSONAL INJURY**

- DO NOT USE these products as safety or emergency stop devices or in any other application where failure of the product could result in personal injury.

**Failure to comply with these instructions could result in death or serious injury.**

### **GENERAL INFORMATION**

#### **PERMANENT MAGNET**

This Permanent Magnet is designed for use with Honeywell magnetically operated solid state switches. It is fully magnetized before shipping and is ready for use.

(The North Magnetic Pole is marked in Red, except the 103MG5, 103MG6, 103MG8, 103MG9, and 103MG10 poles are not marked.)\*

\*Reference: American Society for Testing Materials (ASTM).

### **CAUTION**

#### **PRODUCT DAMAGE**

- Avoid contact or close proximity between magnets or other ferromagnetic objects. This prevents shifting of the magnetic pole location and slight demagnetization of the magnet.

Any demagnetization or shifting of the pole location will have an appreciable effect on the operate and release distances from the face of the magnet to the surface of the switch.

- Do not force the poles of two magnets together. Contact between magnets in a repelling position will partially demagnetize the magnets.
- Use a direct pull to separate two magnets with unlike poles in contact.

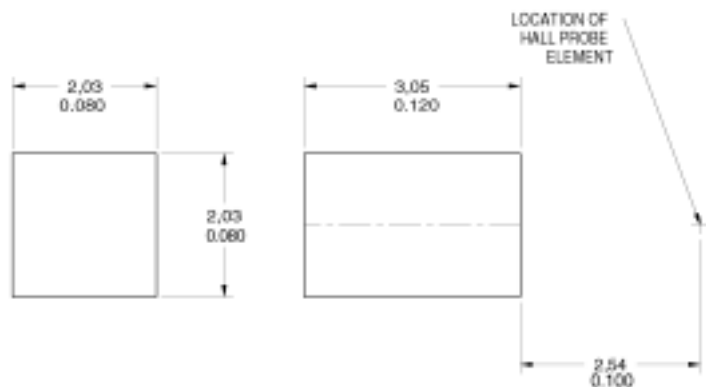

Do not slide two magnets with unlike poles in contact in the direction of the magnetization to separate them. Separating the magnets in this manner will cause a drastic reduction in magnetization.

**Failure to comply with these instructions will result in product damage.**

Magnet Dimensions (for reference only) mm/in

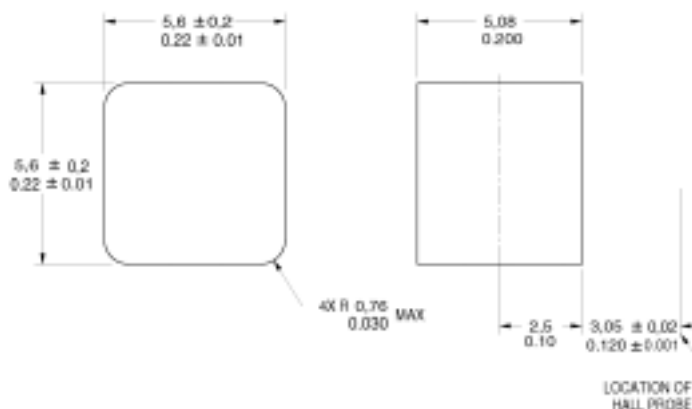
**103MG5**

**103MG6**




Magnet Dimensions (for reference only) mm/in

## 103MG8




## 103MG9



Magnet Dimensions (for reference only) mm/in

## 103MG10



### WARRANTY/REMEDY

Honeywell warrants goods of its manufacture as being free of defective materials and faulty workmanship. Contact your local sales office for warranty information. If warranted goods are returned to Honeywell during the period of coverage, Honeywell will repair or replace without charge those items it finds defective. The foregoing is Buyer's sole remedy and is **in lieu of all other warranties, expressed or implied, including those of merchantability and fitness for a particular purpose.**

Specifications may change without notice. The information we supply is believed to be accurate and reliable as of this printing. However, we assume no responsibility for its use.

While we provide application assistance personally, through our literature and the Honeywell web site, it is up to the customer to determine the suitability of the product in the application.

For application assistance, current specifications, or name of the nearest Authorized Distributor, contact a nearby sales office. Or call:

1-800-537-6945 USA

1-800-737-3360 Canada

1-815-235-6847 International

**FAX:** 1-815-235-6545 USA

### INTERNET

[www.honeywell.com/sensing](http://www.honeywell.com/sensing)

[info@micro.honeywell.com](mailto:info@micro.honeywell.com)

# Honeywell

### Sensing and Control

Honeywell Inc.

11 West Spring Street

Freeport, Illinois 61032



Printed with Soy Ink  
on 50% Recycled Paper

PK 89093-2-EN IL50 GLO 1299 Printed in USA

[www.honeywell.com/sensing](http://www.honeywell.com/sensing)