


EF1 Series

Simple Assembly In-Line Power Connector Up to 130 Amps



DIN Rail Mount Type



Panel Mount Type

◆ Features

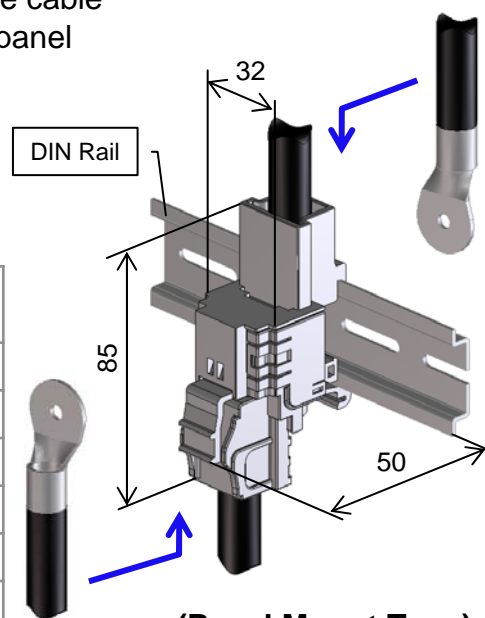
1. Crimp contact turns into a connector by just inserting into the housing
2. Quick and secure snap-in lock, no retightening of screw
3. Supports 130 Amps by using 38 mm² conductor size cable
4. Selectable mounting type; Attachable to DIN rail or panel
5. Easy crimp termination with market commodity tool
6. 4 types of mating keys available
7. Will be TÜV, UL certified
8. RoHS compliant

◆ Specifications

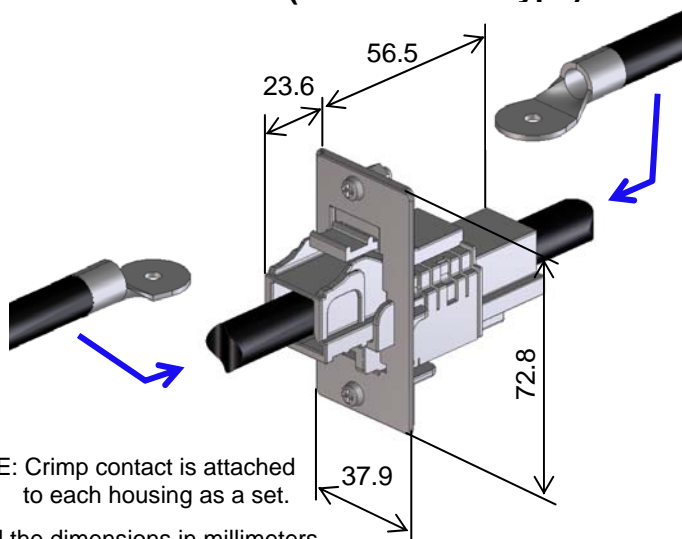
Rated Current	130 A (38mm ² wire conductor size cable)
Rated Coltage	AC 600 V, DC 600 V
Operating Temperature Range	- 25 °C to + 105 °C
Contact Resistance	0.5 mΩ MAX. [DC 1 A]
Insulation Resistance	1000 MΩ MIN. [DC 500 V]
Withstanding Voltage	AC 3310 V for 1 minute
Durability	30 times

◆ Dimensions

(DIN Rail Mount Type)

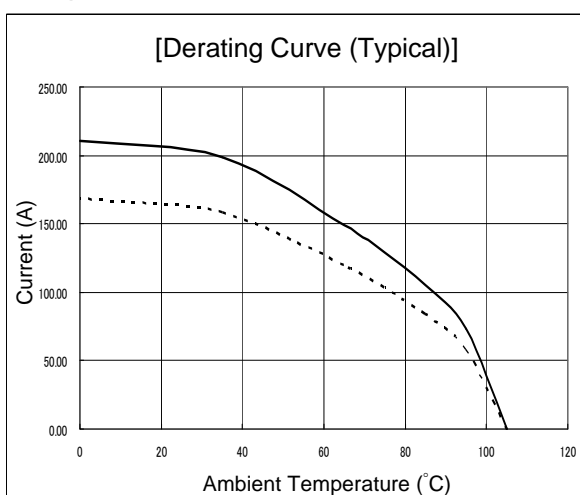


(Panel Mount Type)



NOTE: Crimp contact is attached to each housing as a set.

All the dimensions in millimeters



Specifications herein are subject to change without notice. Contact Hirose for latest specifications, drawings or availabilities.