

## Shelves (Fixed) - Internal Mount (Two Pair of Panel Rails)

[Home](#)
[Products](#)
[Distributors](#)
[Technical](#)
[Contact Us](#)
[Other Options](#)

**Path:** [Home](#) > [Rack Index](#) > Shelves (Fixed) - Internal Mount - Two Pair of Panel Rails



click to enlarge
















[Assembly  
Instructions](#)

### Fixed Shelf (Unvented)














- Attach to the sides of both pair of rack combination rails
- Requires no front rail mounting
- Front & rear lip folded for extra strength
- Weight load tested (RFVS2426BK1) to 350 pounds!
- Versatile design - can be used as shown (easy to install) or upside down (front & rear lip become equipment retainers)
- Heavy duty, 14 Ga. steel construction
- Sides folded up for easy hardware installation from above
- Sides are slotted for easy adjustment with most rail depth locations
- Rugged textured powder paint finish
- Includes all mounting hardware
- If used with our square hole rails you will need to order P/N **CPRSA** rail adaptor for each shelf ordered. [Link here](#) (below) to more information.
- **MOUNTS ON TWO PAIR OF PANEL RAILS (FRONT & BACK)**

### UNVENTED - 19" Rack Mount

Part Number	Color	 PDF Reader File	AutoCAD .dxf File (zipped)	3D Solid Model .stp files (zipped)	Shelf Depth
<b>RFUS1918BK1</b> <b>RFUS1918CG1</b>	Black Beige*	 63K	 38K	 19K	18"
<b>RFUS1921BK1</b> <b>RFUS1921CG1</b>	Black Beige*	 64K	 41K	 23K	21"
<b>RFUS1926BK1</b> <b>RFUS1926CG1</b>	Black Beige*	 63K	 11K	 23K	26"
<b>RFUS1931BK1</b> <b>RFUS1931CG1</b>	Black Beige*	 70K	 42K	 25K	31"


**\*Note:** "CG2" (Beige color) is being phased out from stock

### **UNVENTED - 24" Rack Mount**

Part Number	Color	 Reader File	AutoCAD .dxf File (zipped)	3D Solid Model .stp files (zipped)	Shelf Depth
<b>RFUS2418BK1</b> <b>RFUS2418CG1</b>	Black Beige*	 62K	 38K	 19K	18"
<b>RFUS2421BK1</b> <b>RFUS2421CG1</b>	Black Beige*	 63K	 41K	 23K	21"
<b>RFUS2426BK1</b> <b>RFUS2426CG1</b>	Black Beige*	 63K	 41K	 23K	26"
<b>RFUS2431BK1</b> <b>RFUS2431CG1</b>	Black Beige*	 63K	 42K	 25K	31"

**\*Note:** "CG2" (Beige color) is being phased out from stock

**Note2:** Weight load tested (RFUS2426BK1) to 350 pounds.



click to enlarge
















Assembly  
Instructions

#### **Fixed Shelf (Vented)**














- Attach to the sides of both pair of rack combination rails
- Requires no front rail mounting
- Provides a sturdy shelf without obstructing upward heat movement
- Front & rear lip folded for extra strength
- Weight load tested (RFVS2426BK1) to 350 pounds!
- Versatile design - can be used as shown (easy to install) or upside down (front & rear lip become equipment retainers)
- Heavy duty, 14 Ga. steel construction
- Sides folded up for easy hardware installation from above
- Sides are slotted for easy adjustment with most rail depth locations
- Rugged textured powder paint finish
- Includes all mounting hardware
- If used with our square hole rails you will need to order P/N **CPRSA** rail adaptor for each shelf ordered. [Link here](#) (below) to more information.
- **MOUNTS ON TWO PAIR OF PANEL RAILS**

**(FRONT & BACK)**  
**VENTED - 19" Rack Mount**

Part Number	Color	 Reader File	AutoCAD .dxf File (zipped)	3D Solid Model .stp files (zipped)	Shelf Depth
<b>RFVS1918BK1</b> <b>RFVS1918CG1</b>	Black Beige*	 133K	 139K	 250K	18"
<b>RFVS1921BK1</b> <b>RFVS1921CG1</b>	Black Beige*	 133K	 141K	 258K	21"
<b>RFVS1926BK1</b> <b>RFVS1926CG1</b>	Black Beige*	 239K	 172K	 329K	26"
<b>RFVS1931BK1</b> <b>RFVS1931CG1</b>	Black Beige*	 242K	 173K	 333K	31"

**\*Note:** "CG2" (Beige color) is being phased out from stock

**VENTED - 24 " Rack Mount**


Part Number	Color	 Reader File	AutoCAD .dxf File (zipped)	3D Solid Model .stp files (zipped)	Shelf Depth
<b>RFVS2418BK1</b> <b>RFVS2418CG1</b>	Black Beige*	 133K	 144K	 250K	18"
<b>RFVS2421BK1</b> <b>RFVS2421CG1</b>	Black Beige*	 135K	 146K	 255K	21"
<b>RFVS2426BK1</b> <b>RFVS2426CG1</b>	Black Beige*	 153K	 179K	 329K	26"
<b>RFVS2431BK1</b> <b>RFVS2431CG1</b>	Black Beige*	 152K	 180K	 333K	31"

**\*Note:** "CG2" (Beige color) is being phased out from stock

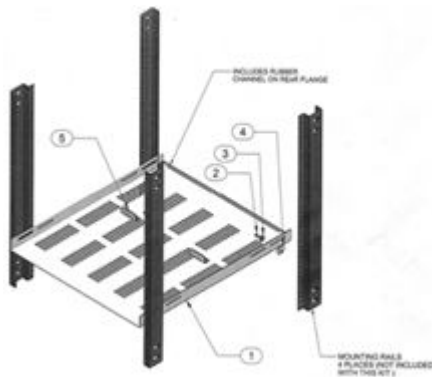
**Note2:** Weight load tested (RFVS2426BK1) to 350 pounds.

**"Zero Space" - Fixed Shelf (Vented)**

- Attaches to the side of both pairs of rack combination rails (see drawing)
- No obstruction to front panel space or equipment
















click to enlarge



click to enlarge

- Requires no front rail mounting or front rack space
- Vented to provide a sturdy shelf without obstructing upward heat movement
- Heavy duty, 14 Ga. steel construction
- Rear lip folded up for extra strength & acts as a rear equipment retainer
- Rear lip is covered with a rubber channel to avoid equipment scratching and cable chaffing (see drawing to the left)
- Includes two equipment stops which can be fastened anywhere on the shelf (#5 in drawing to the left)
- Sides folded up for easy hardware installation from above
- Sides are slotted for easy adjustment with most rail depth locations
- Rugged textured powder paint finish
- Includes all mounting hardware
- If used with our square hole rails you will need to order P/N **CPRSA** rail adaptor for each shelf ordered. [Link here](#) (below) to more information.
- **MOUNTS ON TWO PAIR OF PANEL RAILS (FRONT & BACK)**

### ***VENTED - 19" Rack Mount***

Part Number	Color	 PDF Reader File	AutoCAD .dxf Files (zipped)	3D Solid Model .stp files (zipped)	Shelf Depth
<b>RZVS1918BK1</b>	Black	 167K	 119K	 154K	18"
<b>RZVS1921BK1</b>	Black	 124K	 134K	 184K	21"
<b>RZVS1926BK1</b>	Black	 146K	 175K	 244K	26"
<b>RZVS1931BK1</b>	Black	 162K	 207K	 304K	31"



### ***Adjustable Depth - Fixed Shelf - Light Duty***

- Uses 1U (1.75") of rack space
- Adjustable mounting depth
- Choice of unvented or vented versions
- 14 Ga. steel construction
- Finished in a rugged textured powder paint finish











click to enlarge













Assembly  
Instructions

- Weight load tested to 75 pounds.
- Includes all mounting hardware
- **MOUNTS ON TWO PAIR OF PANEL RAILS (FRONT & BACK)**

### **UNVENTED - 19" Rack Mount**

Part Number	Color	 Reader File	AutoCAD .dxf Files (zipped)	3D Solid Model .stp file (zipped)	Adjustable Depth Range
<b>RMASU1917BK1</b>	Black	 182K	 76K	 68K	17" to 27"
<b>RMASU1925BK1</b>	Black	 190K	 76K	 69K	25" to 35"
<b>RMASU1930BK1</b>	Black	 180K	 76K	 69K	30" to 40"

### **VENTED - 19" Rack Mount**

Part Number	Color	 Reader File	AutoCAD .dxf Files (zipped)	3D Solid Model .stp file (zipped)	Adjustable Depth Range
<b>RMASV1917BK1</b>	Black	 233K	 151K	 177K	17" to 27"
<b>RMASV1925BK1</b>	Black	 248K	 169K	 211K	25" to 35"
<b>RMASV1930BK1</b>	Black	 263K	 177K	 227K	30" to 40"

**Note:** Weight load tested to 75 pounds.

---

### **Adjustable Depth - Fixed Shelf - HEAVY DUTY**











- Uses 2U (3.5") of rack space
- Adjustable mounting depth
- Choice of unvented or vented versions
- Heavy duty, 14 Ga. steel construction













Assembly  
Instructions

- Finished in a rugged textured powder paint finish
- Weight load tested to 200 pounds.
- Includes all mounting hardware
- **MOUNTS ON TWO PAIR OF PANEL RAILS (FRONT & BACK)**

### ***UNVENTED - 19" Rack Mount***

Part Number	Color	 Reader File	AutoCAD .dxf Files (zipped)	3D Solid Model .stp file (zipped)	Adjustable Depth Range
<b>RMASUHD1917BK1</b>	Black	 196K	 79K	 75K	17" to 27"
<b>RMASUHD1925BK1</b>	Black	 195K	 79K	 75K	25" to 35"
<b>RMASUHD1936BK1</b>	Black	 194K	 79K	 77K	36" to 48"

### ***VENTED - 19" Rack Mount***

Part Number	Color	 Reader File	AutoCAD .dxf Files (zipped)	3D Solid Model .stp file (zipped)	Adjustable Depth Range
<b>RMASVHD1917BK1</b>	Black	 283K	 140K	 166K	17" to 27"
<b>RMASVHD1925BK1</b>	Black	 322K	 165K	 218K	25" to 35"
<b>RMASVHD1936BK1</b>	Black	 363K	 198K	 287K	36" to 48"

**Note:** Weight load tested to 200 pounds.

























## Fixed Chassis/Shelf

- Shelf can be used as a permanently mounted support shelf or as a pull out chassis
- Will also accept type "RSLIDE" equipment slides (see below) for pull out applications
- 18-gauge steel shelf and 14-gauge brackets
- Weight load tested (RASC1922WH2) to 85 pounds.
- Shelf is 16.8" wide and 0.5" high
- Finished in a smooth white powder paint for high visibility
- Includes all mounting hardware
- **MOUNTS ON TWO PAIR OF PANEL RAILS (FRONT & BACK)**

## 19" Rack Mount

Part Number	 Reader File	AutoCAD .dxf file (zipped)	3D Solid Model .stp file (zipped)	Shelf Depth	Bracket Depth
				Inches	Inches
<b>RASC1912WH2</b>	 153K	 70K	 63K	11.9	13.2
<b>RASC1916WH2</b>	 159K	 68K	 63K	15.9	14.9
<b>RASC1922WH2</b>	 160K	 68K	 63K	21.9	20.9

## 24" Rack Mount

Part Number	 Reader File	AutoCAD .dxf file (zipped)	3D Solid Model .stp file (zipped)	Shelf Depth	Bracket Depth
				Inches	Inches
<b>RASC2412WH2</b>	 152K	 70K	 63K	11.9	13.2
<b>RASC2416WH2</b>	 155K	 68K	 63K	15.9	14.9
<b>RASC2422WH2</b>	 152K	 68K	 63K	21.9	20.9

**Note:** Weight load tested (RASC1922WH2) to 85 pounds.

## RAIL ACCESSORIES

### Square Hole Panel Rail Adaptor







click to enlarge



Part Number **CPRSA**

- **REQUIRED ONLY** when using [square hole panel rails](#) with dual rail pair mounted shelves
- works with RFVS, RFUS, RZVS and RASC shelves
- set of 4
- includes mounting hardware

 Reader File	AutoCAD .dxf & .dwg Files (zipped)	3D Solid Model .stp file (zipped)
 71K	 32K	 9K

DOWNLOAD



[Shelves & Slides - catalog pages \(5\)](#) - Adobe Reader .pdf format (198K)

DOWNLOAD



[all accessories - catalog pages \(44\)](#) - Adobe Reader .pdf format (1,495K)

Exactly what you are looking for???

Link to our stocking distributors - most have "on-line" pricing, stock check and ordering!!!

[Our Distributors](#)



**[Order from your favorite distributor](#)**

---

**[Home](#)** | **[Products](#)** | **[Distributors](#)** | **[Technical](#)** | **[Contact Us](#)** | **[Other Options](#)**

---

Copyright; © 1998-2011 Hammond Mfg Co Inc

URL: <http://www.hammondmfg.com>