

SERIES 34C Sub-Miniature Toggle Switches

FEATURES

- Save Space and Weight
- SPDT and DPDT Circuitry
- Choice of Actuators, Bushings, and Terminations
- UL Recognized



MODELS In inches (and millimeters)

SPDT

MODEL NO.	SWITCH POSITION		
MSP1	ON	NONE	ON
MSP2	ON	NONE	(ON)
MSP3	ON	OFF	ON
MSP4	(ON)	OFF	(ON)
MSP5	ON	OFF	(ON)
TERM. COMM.	2-3	OPEN	2-1

()=MOMENTARY

SCHEMATIC

DPDT

MODEL NO.	SWITCH POSITION		
MDP1	ON	NONE	ON
MDP2	ON	NONE	(ON)
MDP3	ON	OFF	ON
MDP4	(ON)	OFF	(ON)
MDP5	ON	OFF	(ON)
TERM. COMM.	2-3, 5-6	OPEN	2-1, 5-4

()=MOMENTARY

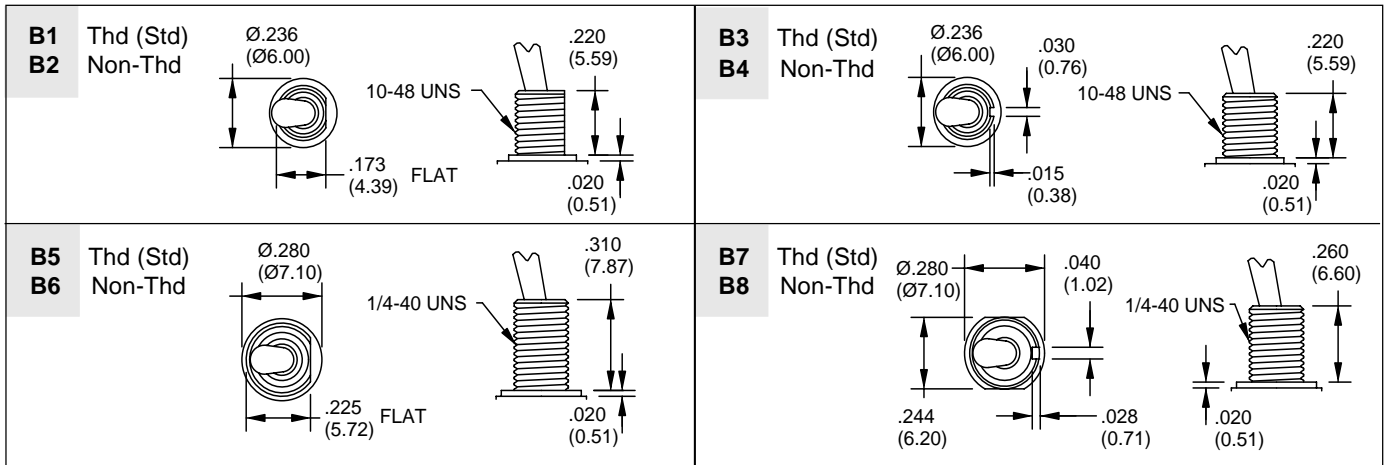
SCHEMATIC

ACTUATOR OPTIONS In inches (and millimeters)

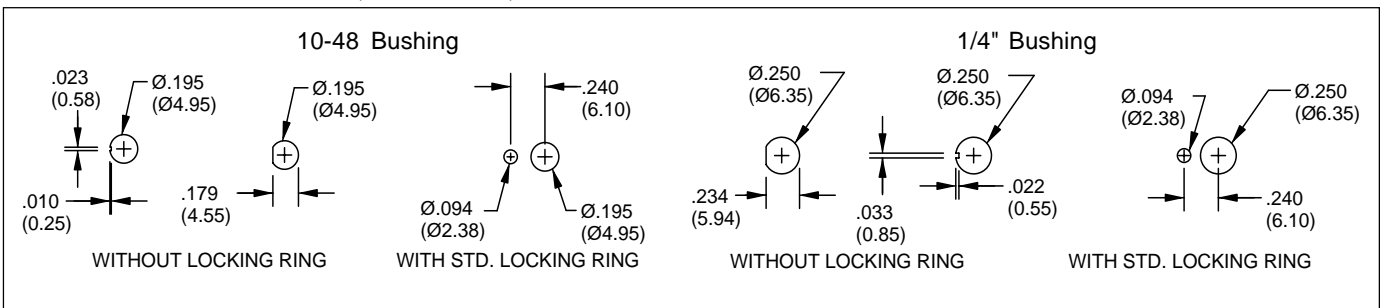
1 	2 	3 	4 	5
--------------	--------------	--------------	--------------	--------------

Toggle Switches

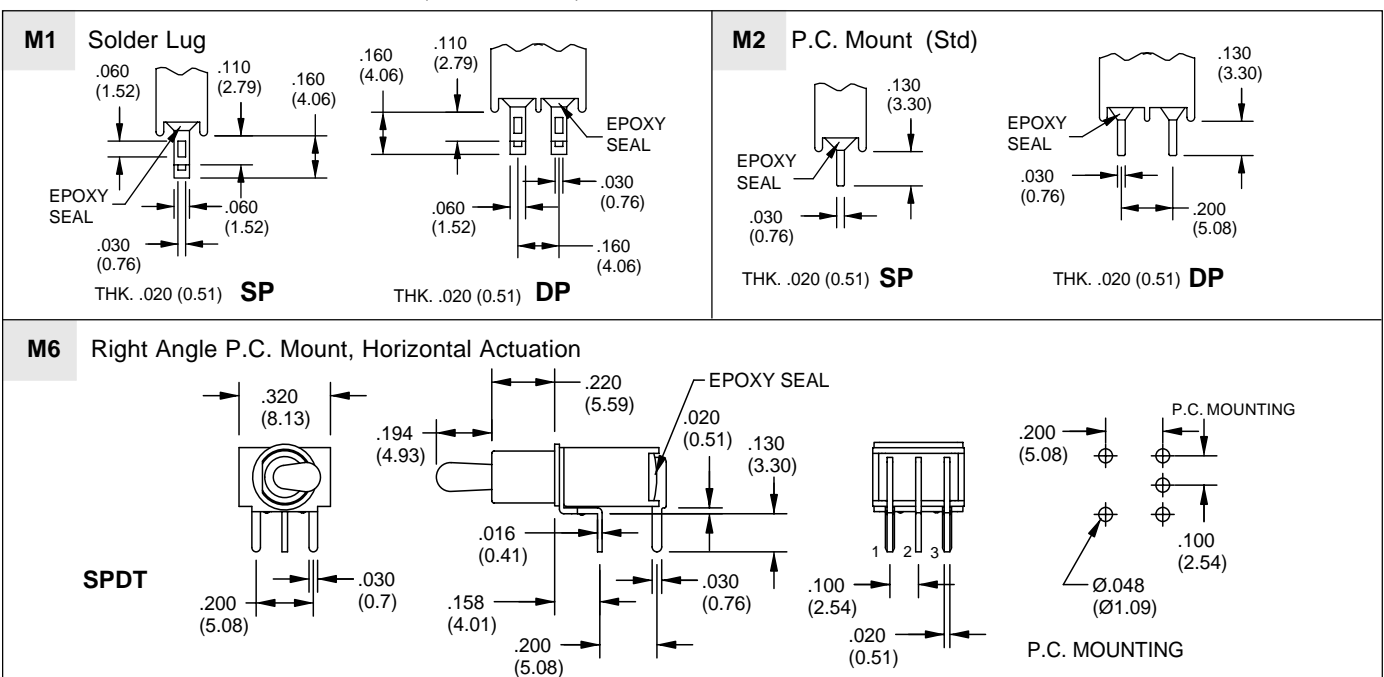
BUSHING OPTIONS In inches (and millimeters)



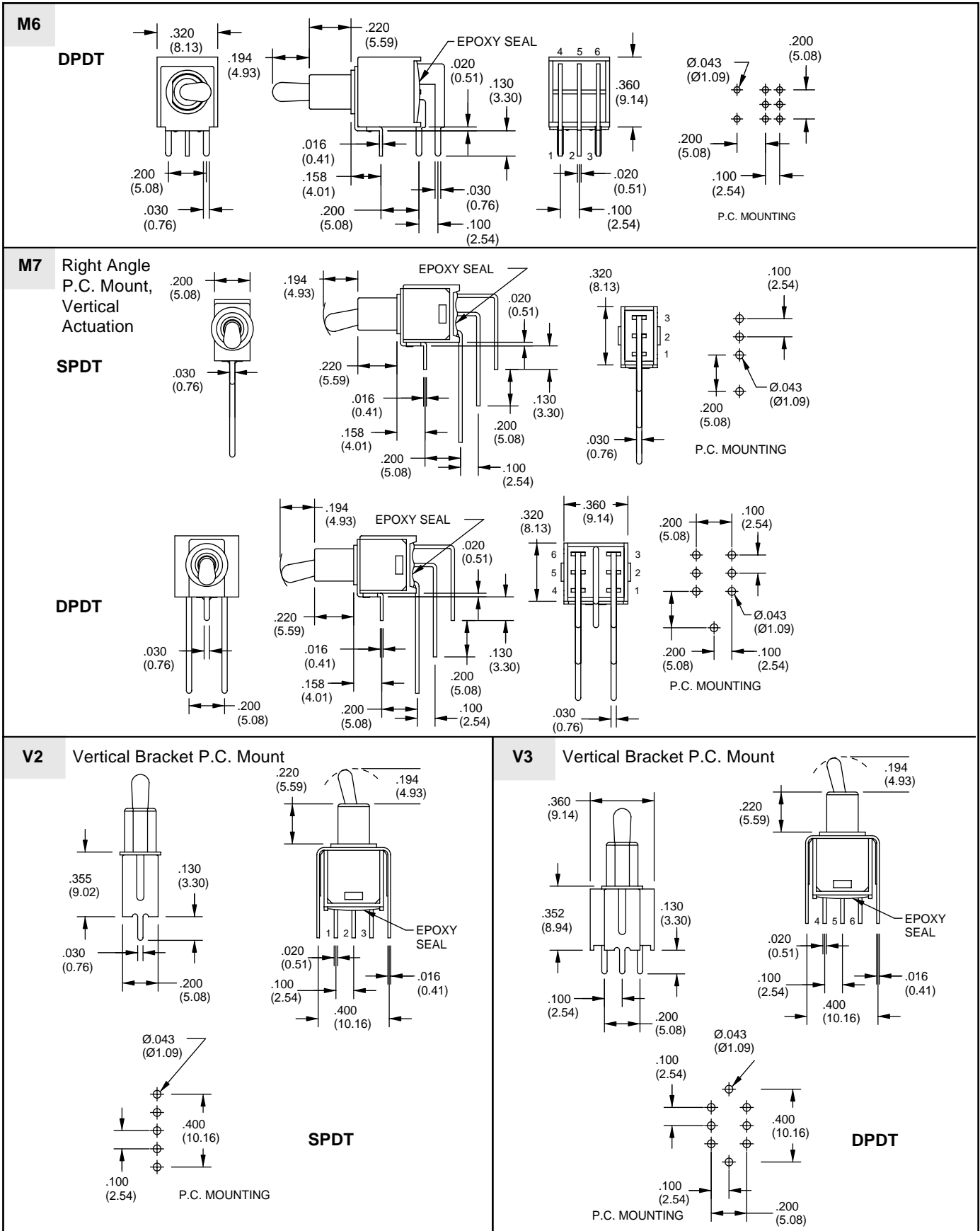
PANEL MOUNTING In inches (and millimeters)



TERMINATION OPTIONS In inches (and millimeters)



TERMINATION OPTIONS In inches (and millimeters)



Toggle Switches

SPECIFICATIONS RATINGS

Contact Rating: Q option - 3A with resistive load @ 125VAC or 28 VDC; 1.5A with resistive load @ 250 VAC. R option-0.4 VA max @ 20 Vmax (AC or DC)
Electrical Life: 30,000 make-and-break cycles at full load

Contact Resistance: 10 milliohms max. initial @ 2-4 VDC, 100 mA
Insulation Resistance: 1,000 megaohms minimum
Dielectric Strength: 1,000 V RMS @ sea level
Operating Temperature: -30°C to 85°C

MATERIALS

Case: Diallyl phthalate (DAP) (UL 94V-0)
Toggle Handle: Brass, chrome plated
Bushing: Brass, nickel plated
Housing: Stainless steel
Terminal/Switch Support: Brass, electrotin plated
Terminal Seal: Epoxy

ORDERING INFORMATION

SERIES	MODEL NO.	ACTUATOR	BUSHING	TERMINATION	CONTACT	SEAL
34C	MSP1	2	B4	M2	R	E
34C = Sub-Miniature Toggle Switches	Options: MSP1, MSP2, MSP3, MSP4, MSP5, MDP1, MDP2, MDP3, MDP4, MDP5 (see models for switching positions)	Options: 1, 2, 3, 4, 5 (see actuator options)	Options: B1, B2, B3, B4, B5, B6, B7, B8 (see bushing options)	Options: M1, M2, M6, M7, V2, V3 (see termination options)	R = Copper alloy, gold plate over nickel plate. Q = Copper alloy, silver plated	E = Epoxy seal
Example Part Number: 34CMSP12B4M2RE						
Available from your local Grayhill Component Distributor. For prices and discounts, contact a local Sales Office, an authorized local Distributor or Grayhill.						

HARDWARE In inches (and millimeters)

<p>NUT</p>	<p>LOCK WASHER</p>
-------------------	---------------------------