


5.7" QVGA Touch Screen LCD Kit

DK-57TS-LPC3250

For the NXP LPC3250




Highlights

- **SOMDIMM – CPU System On Module, DIMM form factor (Dual Inline Memory Module)**
 - LPC3250 266MHz ARM926EJ-S based microcontroller
 - 256KB of Internal SRAM, 512MB* NAND FLASH, 64MB* of External SDRAM
 - 10/100 Ethernet PHY
 - Micro SD Memory Socket
 - Mini-JTAG Debug Connector
- **CARRIER – Generic Carrier Board for CPU and LCD Modules**
 - 200-pin SOMDIMM Socket, supporting various processor Modules
 - 10/100 Ethernet Port, USB Host and Device ports
 - One RS-232 port (Male DB9), External I2C interface
 - 3-axis Digital Accelerometer & Temperature Sensor
 - Real-time Clock with SuperCap backup
 - TFT interface for Graphics LCD displays up to 1024x768 resolution, 18-bit color
 - Flexible Power Supply input can be wall supply or 5V USB
- **LCD CARRIER**
 - 5.7" QVGA Display with Touch Screen Interface
 - Optional 3.5" QVGA board, up to 10.4" XGA Board
- **Software Included**
 - Linux Operating System
 - VMWare Development Virtual Machine Image
 - Linux Driver support: LCD frame buffer, Touch screen, NAND-Flash, SDRAM, MMC, USB, I2C, SPI, DMA, Ethernet, RS232, and RTC.
- **Supplied with easy-to-use application documents for all hardware and software**
- **Platform is based on a modular design for maximum flexibility**
- **Additional CPU SOMDIMM and LCD Carrier boards under development**

The DK-57TS-LPC3250 is optimized to save development time in typical embedded control applications. The modular format uses a base Carrier Board, a core CPU SOMDIMM and an LCD Carrier Board. The base Carrier Board includes expansion connectors for added flexibility and a range of configurations. FDI offers low cost customization services for customer specific hardware, software or packaging applications at volumes of 500 units or more.

Features



SOMDIMM-LPC3250 Description

The SOMDIMM-LPC3250 includes an NXP LPC3250 ARM9EJ-S based microcontroller running the open source Linux software platform. The LPC3250 has 256KB of internal SRAM memory, a 10/100 Ethernet Media Access Controller (MAC), a USB full speed device/host/OTG controller, seven UARTs, and a collection of serial communications interfaces. The SOMDIMM-LPC3250 also includes 64MB* of external SDRAM and 512MB* of external NAND FLASH.

Actual PCB dimensions are 2.66" x 1.89"

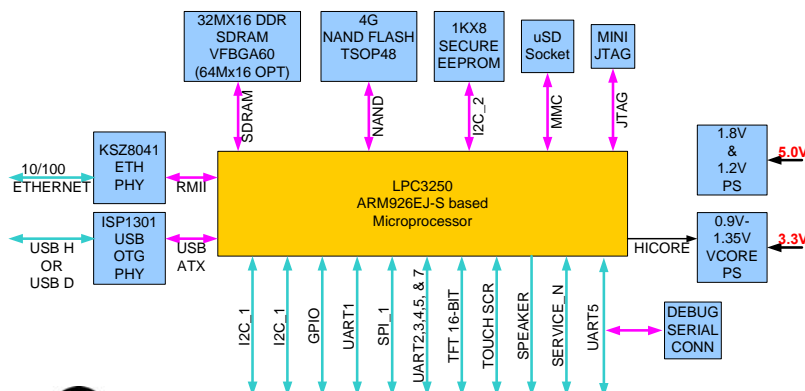
Software Included:

Linux Board Support Package

- Linux Operating System
- Bootloader (both primary boot loader and u-boot bootloader)
- VMWare Development Virtual Machine Image

Linux Drivers support:

- LCD frame buffer
- Touch Screen
- NAND-Flash, SDRAM, MMC
- USB, SPI, DMA, Ethernet, RS232, I2C, RTC.



SOMDIMM-LPC3250 Block Diagram

Ordering Information

Part Number: DK-57TS-LPC3250
NXP Part Number: OM11078

Order Online at: www.digikey.com

Warranty: 30-day money back guarantee
Phone 256-883-1240 Fax 256-883-1241
www.teamfdi.com

* Rev 2 SOMDIMM-LPC3250 and later

Kit Contents:

- SOMDIMM-LPC3250 Board
- CARRIER Board
- LCD CARRIER Board & 5.7" QVGA LCD Touch Screen
- 5VDC, 2.3A North American Power Supply
- USB and Ethernet Cables
- Segger JTAG Debugger with cables

Download Users Manual, documents, schematics, and software examples at:

www.teamfdi.com/SOMDIMM-LPC3250

FDI *Future Designs, Inc.*
Your Development Partner