



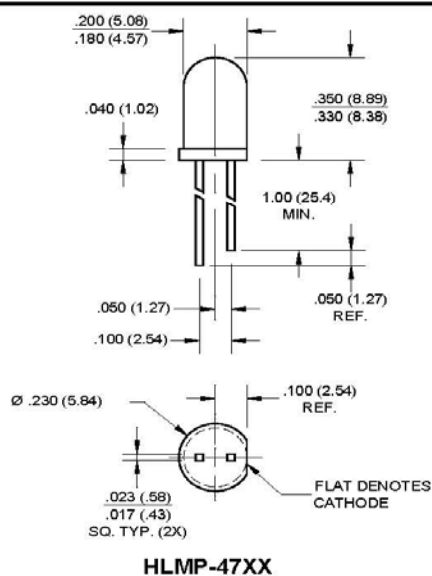
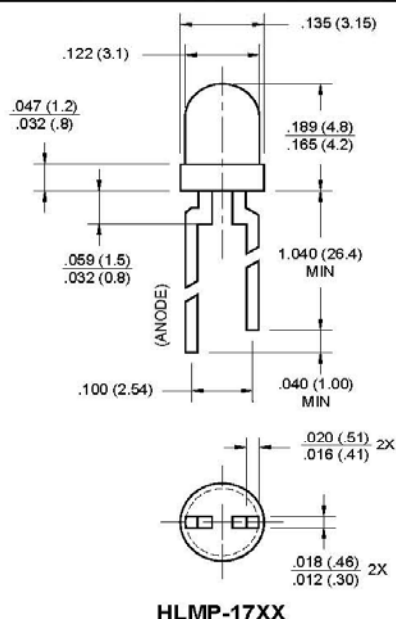
LOW CURRENT T-100 & T-1 3/4 SOLID STATE LAMPS

HER
YELLOW
GREEN

HLMP-1700
HLMP-1719
HLMP-1790


HLMP-4700
HLMP-4719
HLMP-4740 (MV2454)

PACKAGE DIMENSIONS



FEATURES

- Low power consumption (low current drive at 2mA)
- Solid state reliability
- Tinted and diffused



DESCRIPTION

The T-1 3/4 HLMP-47XX series and T-100 HLMP-17XX series are tinted diffused, providing a moderate viewing angle. These parts are optimized for low current and are brighter than the standard LED lamps operated at very low current.

NOTES:

1. ALL DIMENSIONS ARE IN INCHES (mm).
2. TOLERANCE ARE $\pm .010$ " UNLESS OTHERWISE SPECIFIED.
3. AN EPOXY MENISCUS MAY EXTEND ABOUT .040"(1 mm) DOWN THE LEADS.



Parameter	HER	YELLOW	GREEN	UNITS
Power Dissipation (derated from 92°C at 1mA/°C)	27	24	27	mW
Peak Forward Current (PW ≤ 1 ms, DF ≤ 30 %)	25	20	25	mA
Continuous Forward Current	7.5	7.5	7.5	mA
Lead Soldering Time at 260° C	5	5	5	sec
Reverse Breakdown Voltage (V)	5	5	5	IR = 100μA
Operating Temperature	-55 to +100	-55 to +100	-55 to +100	°C
Storage Temperature	-55 to +100	-55 to +100	-55 to +100	°C

HER YELLOW Parameter HLMP-1700/4700HLMP-1719/4719Luminous Intensity (mcd) Minimum 1.0/1.2 1.0/1.2 Typical 2.0/2.0 2.0/2.0 Forward Voltage (V) Maximum 2.2 2.7 Typical 1.8 1.9 Peak Wavelength (nm) 635 585 Spectral Line Half Width 45 35 Viewing Angle (°) 50/35 50/35	GREEN HLMP-1790/4740(MV2454)1.0/1.2 2.0/3.0 2.7 1.9 565 30 50/35	Condition If = 2mA If = 2mA If = 2mA If = 2mA If = 2mA
--	---	---



LOW CURRENT T-100 & T-1 3/4 SOLID STATE LAMPS

DISCLAIMER

FAIRCHILD SEMICONDUCTOR RESERVES THE THE RIGHT TO MAKE CHANGES WITHOUT FURTHER NOTICE TO ANY PRODUCTS HEREIN TO IMPROVE RELIABILITY, FUNCTION OR DESIGN. FAIRCHILD DOES NOT ASSUME ANY LIABILITY ARISING OUT OF THE APPLICATION OR USE OF ANY PRODUCT OR CIRCUIT DESCRIBED HEREIN; NEITHER DOES IT CONVEY ANY LICENSE UNDER ITS PATENT RIGHTS, NOR THE RIGHTS OF OTHERS.

LIFE SUPPORT POLICY

FAIRCHILD'S PRODUCTS ARE NOT AUTHORIZED FOR USE AS CRITICAL COMPONENTS IN LIFE SUPPORT DEVICES OR SYSTEMS WITHOUT THE EXPRESS WRITTEN APPROVAL OF THE PRESIDENT OF FAIRCHILD SEMICONDUCTOR CORPORATION. As used herein:

1. Life support devices or systems are devices or which, (a) are intended for surgical the body, or (b) support or sustain life, whose failure to perform when properly support used in accordance with instructions for use provided in labeling, can be reasonably expected to result in a significant injury of the user.
2. A critical component in any component of a life support systems device or system whose failure to perform can be implant into reasonably expected to cause the failure of the life and (c) device or system, or to affect its safety or effectiveness.

