




Technical Data Sheet
1.0" Single Digit Displays

ELS-1006SYGWA/S530-E2

■ Features :

- Industrial standard size.
- Low power consumption.
- Categorized for luminous intensity.
- Pb free
- The product itself will remain within RoHS compliant version



■ Descriptions :

- The ELS-1006 series is a large 25.4mm (1.0")high seven segment display designed for viewing distances up to 7 meters.
- These displays provide excellent reliability in bright ambient light.
- These devices are made with white segments and gray surface.

■ Applications :

- Audio equipment
- Instrument panels
- Digital read out display

PART NO.	Chip	
	Material	Emitted Color
ELS-1006SYGWA/S530-E2	AlGaInP	Super Yellow Green

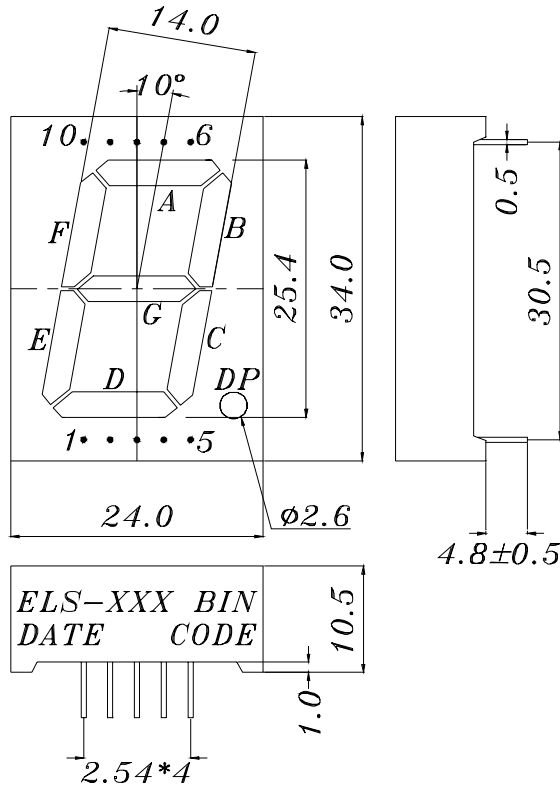
BG0507045

50010065

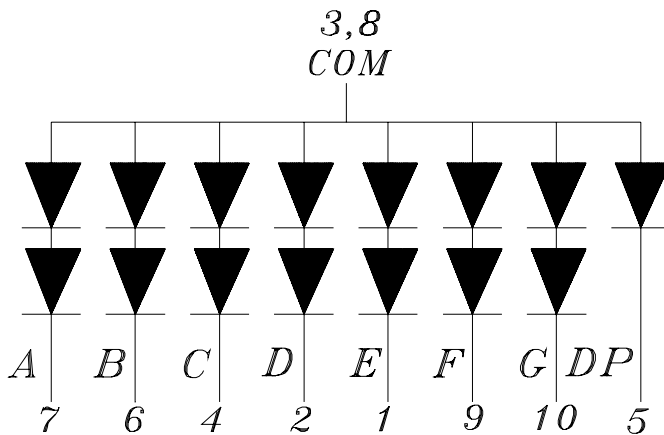
Technical Data Sheet
1.0" Single Digit Displays

ELS-1006SYGWA/S530-E2

Package Dimensions



- COMMON ANODE*
- 1 CATHODE E
 - 2 CATHODE D
 - 3 COMMON ANODE
 - 4 CATHODE C
 - 5 CATHODE DP
 - 6 CATHODE B
 - 7 CATHODE A
 - 8 COMMON ANODE
 - 9 CATHODE F
 - 10 CATHODE G



- Notes:**
1. All dimensions are in millimeters, tolerance is 0.25mm unless otherwise noted.
 2. Above specification may be changed without notice.
- Supplier will reserve authority on material change for above specification.

**Technical Data Sheet
1.0" Single Digit Displays****ELS-1006SYGWA/S530-E2**

■ Absolute maximum ratings at Ta = 25°C :

Parameter	Symbol	Rating	Unit
Reverse Voltage	V _R	5	V
Forward Current	I _F	25	mA
Operating Temperature	T _{opr}	-40 to +85	°C
Storage Temperature	T _{stg}	-40 to +100	°C
Soldering Temperature *	T _{sol}	260 ± 5	°C
Electrostatic Discharge	ESD	2000	V
Power Dissipation	P _d	120	mW

Note: *Soldering time ≤ 5 seconds.

■ Electronic optical characteristics :

Parameter		Symbol	Min.	Typ.	Max.	Unit	Condition
Luminous Intensity	Per segment	I _v	----	2.5	----	mcd	I _F =2mA
			5.6	12.5	----	mcd	I _F =10mA
	Per decimal point		----	0.6	----	mcd	I _F =2mA
			1.2	2.8	----	mcd	I _F =10mA
Peak Wavelength		λ _p	----	575	----	nm	I _F =20mA
Dominant Wavelength		λ _d	----	573	----	nm	I _F =20mA
Spectrum Radiation Bandwidth		Δλ	----	20	----	nm	I _F =20mA
Forward Voltage		V _F	-----	4.0	4.8	V	I _F =20mA
Reverse Current		I _R	----	----	100	μA	V _R =5V

Note: *The value of V_F is series wound circuit

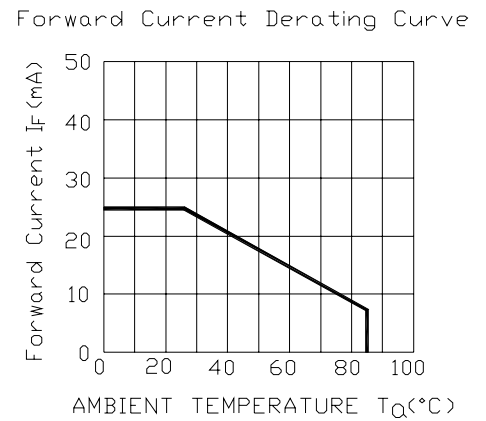
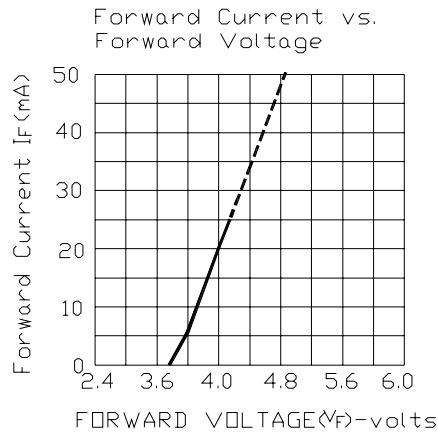
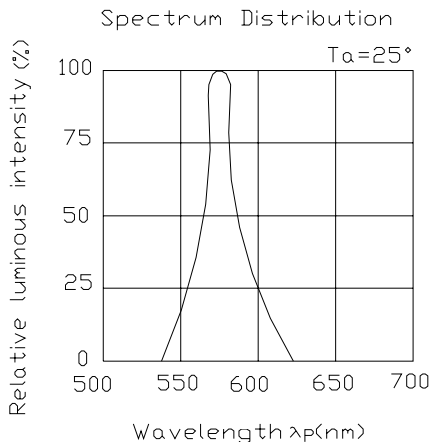


Technical Data Sheet
1.0" Single Digit Displays

ELS-1006SYGWA/S530-E2

Typical Electro-Optical Characteristic Curves:

CHIP Material:AlGaInP
Emitted Color:Super Yellow Green



**Technical Data Sheet
1.0" Single Digit Displays****ELS-1006SYGWA/S530-E2****Reliability test items and conditions:**

The reliability of products shall be satisfied with items listed below.

Confidence level : 97%

LTPD : 3%

NO	Item	Test Conditions	Test Hours/Cycle	Sample Size	Failure Judgment Criteria	Ac/Re
1	Solder Heat	TEMP : 260°C ± 5 °C	5 SEC	76 PCS	Iv ≤ Ivt*0.5 or Vf ≥ U or Vf ≤ L	0/1
2	Temperature Cycle	H : +85°C 30min ∫ 5 min L : -55°C 30min	50 CYCLE	76 PCS		0/1
3	Thermal Shock	H : +100°C 5min ∫ 10 sec L : -10°C 5min	50 CYCLE	76 PCS		0/1
4	High Temperature Storage	TEMP : 100°C	1000 HRS	76 PCS		0/1
5	Low Temperature Storage	TEMP : -55°C	1000 HRS	76 PCS		0/1
6	DC Operating Life	If = 10 mA	1000 HRS	76 PCS		0/1
7	High Temperature / High Humidity	85°C/85% RH	1000 HRS	76 PCS		0/1

Note : Ivt : The test Iv value of the chip before the reliability test

Iv : The test value of the chip that has completed the reliability test

U : Upper Specification Limit

L : Lower Specification Limit



Technical Data Sheet
1.0" Single Digit Displays

ELS-1006SYGWA/S530-E2

■ Packing Quantity Specification

- 1. 20PCS/Plastic box ,3 Plastic/box
- 2. 10Boxes/Carton

Label Form Specification



CPN:
P/N:



S1006SYGWA/S530-E2

QTY:



LOT NO:

MADE IN CHINA

CAT:

HUE:

REF:

CPN: Customer's Production Number

P/N : Production Number

QTY: Packing Quantity

CAT: Ranks

HUE: Dominant Wavelength

REF: Reference

LOT No: Lot Number

MADE IN CHINA: Production Place

Notes :

- 1. Above specification may be changed without notice. EVERLIGHT will reserve authority on material change for above specification.
- 2. When using this product, please observe the absolute maximum ratings and the instructions for using outlined in these specification sheets. EVERLIGHT assumes no responsibility for any damage resulting from use of the product which does not comply with the absolute maximum ratings and the instructions included in these specification sheets.
- 3. These specification sheets include materials protected under copyright of EVERLIGHT corporation. Please don't reproduce or cause anyone to reproduce them without EVERLIGHT's consent.

EVERLIGHT ELECTRONICS CO., LTD.
 Office: 7c Building ,Lian Hua Port Industrial District, Lian Hua Shan
 Bonded Pricessing, Zone Pan Yu, Guang Zhou, China

Tel: (020) 84860913 , 84860914
 Fax: (020) 84860600
<http://www.everlight.com>