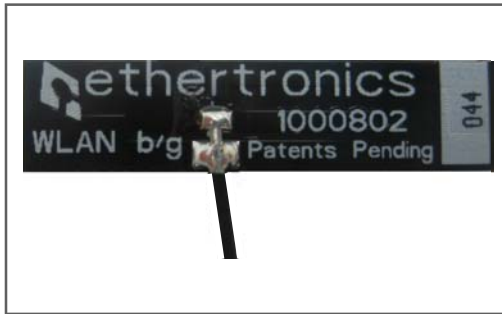


Prestta™ WLAN Embedded Antenna

2.4 GHz (b, g)



Ethertronics' Prestta series of Isolated Magnetic Dipole™ (IMD) trace antennas address the challenges facing today's product designers. IMD's high performance and isolation characteristics offer better connectivity and minimal interference.

IMD antennas can be used in a variety of devices:


- Notebook Computers
- Access Points
- WiFi enabled Televisions & Monitors

TECHNOLOGY ADVANTAGES



Stays in Tune
IMD antenna technology provides superior RF field containment, resulting in less interaction with surrounding components. Ethertronics IMD antennas resist de-tuning; providing a robust radio link regardless of the usage position.

Prestta WLAN antennas use patented IMD technology in a trace configuration to provide high performance. IMD antennas requires a smaller design keep-out area, carry lower program development risk which yields a quicker time-to-market, without sacrificing RF performance.



KEY BENEFITS

DESIGN ADVANTAGES

Quicker Time-to-Market

- By optimizing antenna size, performance and emissions, customer and regulatory specifications are more easily met.

Greater Flexibility

- Ethertronics' first-in-class IMD technology enables you to develop concept designs that are more advanced and that deliver superior performance in reception-critical applications.
- Multiple cable lengths to fit a variety of devices.

RoHS Compliant

- Ethertronics' antennas are fully compliant with the European RoHS Directive 2002/95/EC.

END USER ADVANTAGES

Unique Form Factors Support Advanced Industrial Designs

- Smaller, more efficient IMD embedded antennas break through restrictive design rules and provide new freedom in component placement.

Superior Range & Signal Strength

- Better antenna function means longer range and greater sensitivity to critically precise signals—delivering greater customer satisfaction while building brand loyalty.

SERVICE AND SUPPORT

Extensive RF Experience

- Our WLAN antennas are supported by documentation, and when needed, by the expertise of RF engineers who have integrated hundreds of antenna designs into wireless devices.

Global Operations & Design Support

- Ethertronics' global operations supports an integrated network of design centers that can take projects from concept to production.

PRODUCT: WLAN b, g

Ethertronics' Internal (Embedded) Antenna Specifications.
Below are the typical specs for a WLAN application.

Electrical Specifications

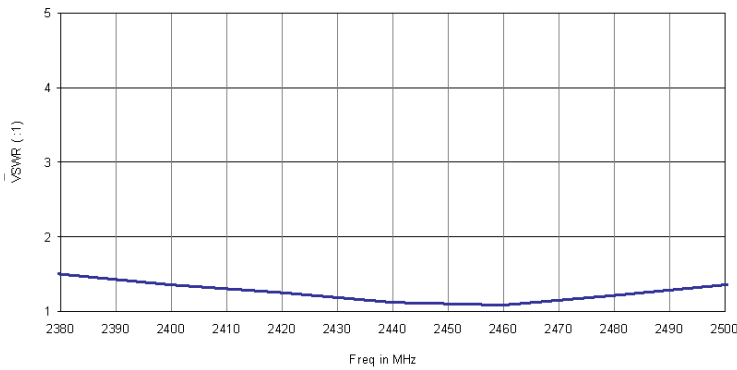
Typical Characteristics
(In reference device housing
made of PC/ABS plastic)

WLAN b, g (GHz)	2.390-2.490
Peak Gain	2.5–3.5dBi
Efficiency	70%
VSWR Match	<2:1
Feed Point Impedance	50 Ω unbalanced (other if required)

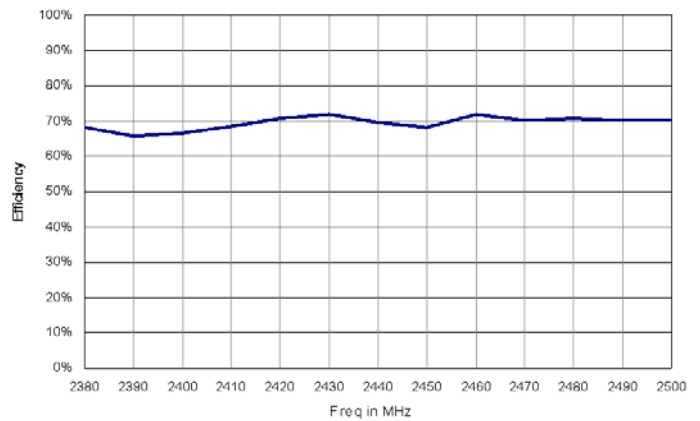
Mechanical Specifications

Dimensions	33.00 x 7.7 x .85 mm (2.2mm high at cable solder connection)
Weight	0.5 g (antenna only)
Cable / Connector	Contact Ethertronics for details.
Cable Length	1000802–Antenna with 100 mm cable 1000813–Antenna with 150 mm cable 1000817–Antenna with 200 mm cable

VSWR



Efficiency



Antenna Radiation Patterns

Typical Performance

