


Terminators

Models 44100, 44101, 44200, 44100R, 44101R, and 44200R



- ▼ Models 44100 and 44100R for free topology TP/FT-10 channel—one required
- ▼ Models 44101 and 44101R for bus topology TP/FT-10 channel—two required
- ▼ Models 44200 and 44200R for bus topology TP/XF-78 and TP/XF-1250 channels—two required
- ▼ Flying wire leads with earth ground wire for electrostatic discharge
- ▼ Small size fits easily in junction box or equipment enclosure
- ▼ U.L. Recognized, cU.L. Recognized, CE Mark

LonPoint® Modules

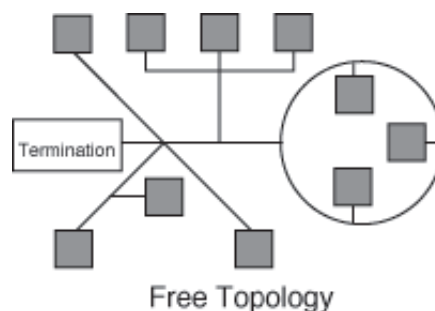
The LonPoint Modules are products designed to integrate new and legacy sensors and actuators, as well as LONMARK® devices, into cost-effective, interoperable, control systems for building and industrial applications. In contrast to traditional control networks, which use closed islands of control linked with proprietary gateways, the LonPoint Modules offer an open distributed system architecture in which every device performs some control processing and can be accessed from any location in the network. Distributing the processing throughout the network and providing open access to every device lowers the overall installation and life cycle costs, increases reliability by minimizing single points of failure, and provides the flexibility to adapt the system to a wide variety of applications.

The system consists of the LonPoint Interface, Scheduler, Data Logger, Router Modules, LonPoint Application Programs, LNS™ based LonMaker™ Integration Tool, LonPoint Plug-In, and LNS DDE Server.

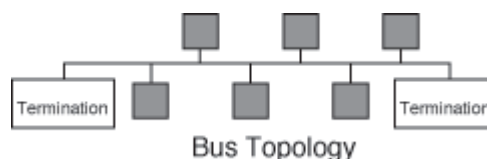
Terminator Modules

Models 44100R, 44101R, and 44200R are compliant with the European Directive 2002/95/EC on the restriction of the use of certain hazardous substances (RoHS) in electrical and electronic equipment.

The Terminator modules are designed to provide electrical termination for twisted pair channels. In a free topology TP/FT-10 segment, one Model 44100 or 44100R Terminator is required, and may be placed anywhere on the segment.



In a bus topology TP/FT-10 channel, two Model 44101 or 44101R Terminators are required—one at each end of the bus. Bus topology TP/XF-78 and TP/XF-1250 channels require two Model 44200 or 44200R terminators. The location of bus topology terminators is shown below.



The insulated covering over the terminators permits them to be mounted behind LonPoint Type 1 or Type 2 Base Plates, in junction boxes, or in electrical enclosures. The terminators are passive devices and do not require electrical power.

Specifications

Function	Description
Network connector	Flying wire leads: 2 orange leads for network connection, 1 green lead for earth ground
Input power	None
Packaging	PCB with heat shrink tubing
Temperature	-40 to +85°C, operating and non-operating
Humidity	10 to 95% RH @ 50°C
Safety agency	U.L. and cU.L. Recognized
Dimensions	2.2" x 0.9" x 0.5" (5.7cm x 2.3cm x 1.3cm) excluding wire leads

Note: These Terminators may not be used with shielded cables. Contact Echelon for Terminator schematics for use with shielded cable.

Copyright © 1999-2007, Echelon Corporation. Echelon, LON, LONWORKS, LONMARK, LonBuilder, NodeBuilder, LonManager, LonTalk, LonUsers, LonPoint, Digital Home, Neuron, 3120, 3150, LNS, iLON, LonWorld, ShortStack, Panoramix, Panoramix Powered by Echelon, LonMaker, the Echelon logo, and the LonUsers logo are trademarks of Echelon Corporation registered in the United States and other countries. Pyxos, LonLink, LonResponse, LonSupport, LONews, Open Systems Alliance, OpenLDV, LonBridge, Powered by Echelon, LNS Powered by Echelon, LonWorks Powered by Echelon, Networked Energy Services Powered by Echelon, NES Powered by Echelon, and Thinking Inside the Box are trademarks of Echelon Corporation. Other trademarks belong to their respective holders.

Disclaimer

Neuron Chips, Free Topology Twisted Pair Transceiver Modules, and other OEM Products were not designed for use in equipment or systems which involve danger to human health or safety or a risk of property damage and Echelon assumes no responsibility or liability for use of the Neuron Chips or Free Topology Twisted Pair Transceiver Modules in such applications. ECHELON MAKES AND YOU RECEIVE NO WARRANTIES OR CONDITIONS, EXPRESS, IMPLIED, STATUTORY OR IN ANY COMMUNICATION WITH YOU, AND ECHELON SPECIFICALLY DISCLAIMS ANY IMPLIED WARRANTY OF MERCHANTABILITY OR FITNESS FOR A PARTICULAR PURPOSE.

003-0139-01E



www.echelon.com