

S4S250-BA20-56

AC axial fan

straight blades (A series)

with guard grille for full nozzle

ebm-papst Mulfingen GmbH & Co. KG

Bachmühle 2 · D-74673 Mulfingen

Phone +49 7938 81-0

Fax +49 7938 81-110

info1@de.ebmpapst.com

www.ebmpapst.com

Limited partnership · Headquarters Mulfingen
County court Stuttgart · HRA 590344

General partner Elektrobau Mulfingen GmbH · Headquarters Mulfingen
County court Stuttgart · HRB 590142

Nominal data

Type	S4S250-BA20-56		
Motor	M4S068-CF		
Phase		1~	1~
Nominal voltage	VAC	115	115
Frequency	Hz	60	60
Type of data definition		fa	fa
Valid for approval / standard		CE	UL 2111
Speed	min ⁻¹	1550	1550
Power input	W	75	80
Current draw	A	1.1	1.12
Min. ambient temperature	°C	-25	-25
Max. ambient temperature	°C	40	40

ml = max. load · me = max. efficiency · fa = running at free air · cs = customer specs · cu = customer unit
Subject to alterations



AC axial fan

straight blades (A series)
with guard grille for full nozzle

Technical features

Mass	2 kg
Size	250 mm
Surface of rotor	Coated in black
Material of impeller	Sheet steel, coated in black
Material of guard grille	Steel, coated in black plastic (RAL9005)
Number of blades	5
Direction of air flow	"V"
Direction of rotation	Counter-clockwise, seen on rotor
Type of protection	IP 44; Depending on installation and position
Insulation class	"B"
Humidity class	F5
Max. permissible ambient motor temp. (transp./ storage)	+ 80 °C
Min. permissible ambient motor temp. (transp./storage)	- 40 °C
Mounting position	Any
Condensate discharge holes	None
Operation mode	S1
Motor bearing	Ball bearing
Touch current acc. IEC 60990 (measuring network Fig. 4, TN system)	< 0.75 mA
Motor protection	Thermal overload protector (TOP) wired internally
Cable exit	Lateral
Protection class	I (if protective earth is connected by customer)
Product conforming to standard	EN 60335-1; CE
Approval	CSA; UL

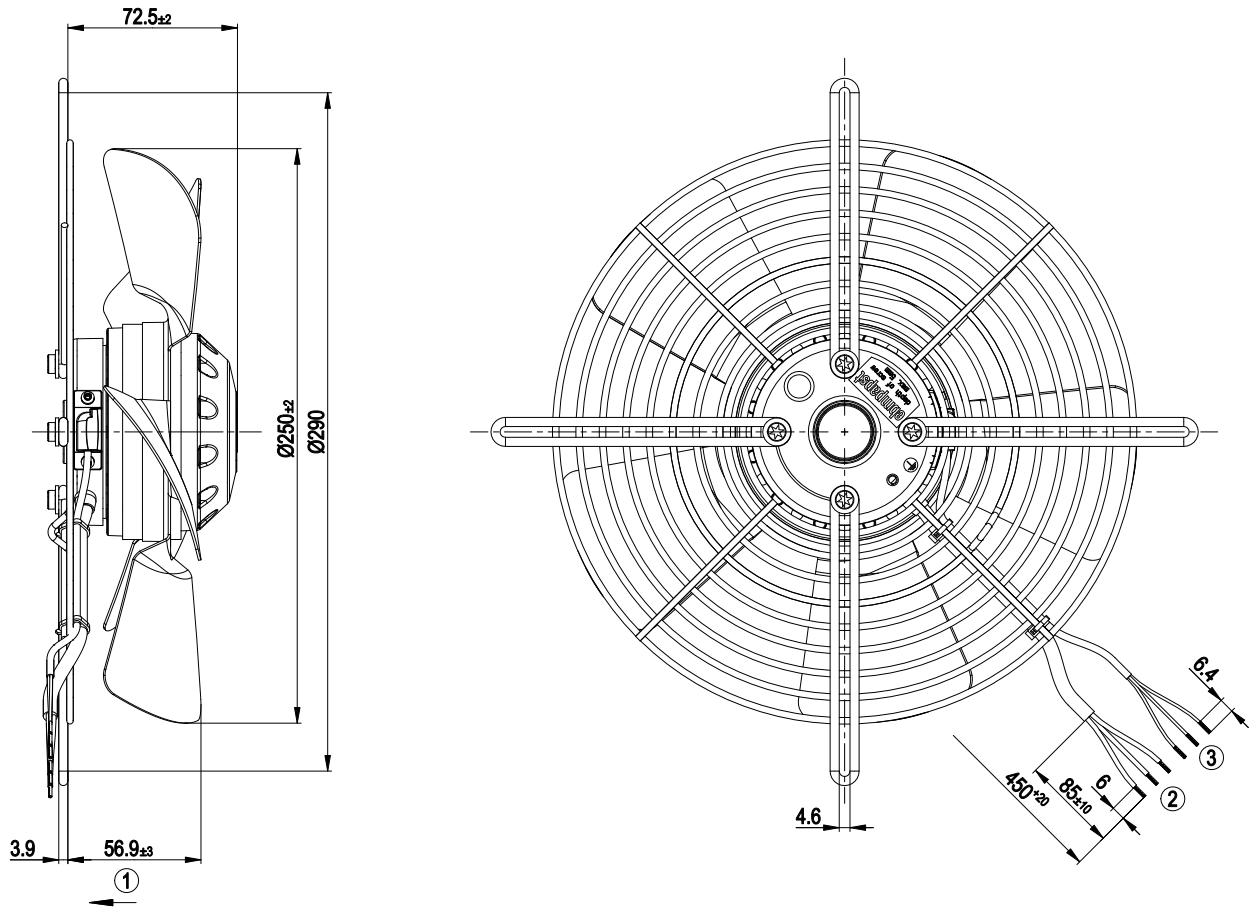


AC axial fan

straight blades (A series)

with guard grille for full nozzle

Product drawing



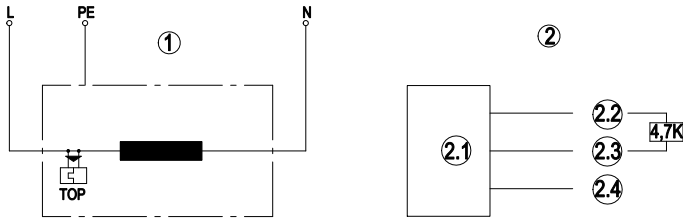
1	Direction of air flow "V"
2	Connection line PVC 3G AWG20, 3x brass lead tips crimped
3	Connection line Raychem AWG24, 3x brass lead tips crimped



AC axial fan

straight blades (A series)
with guard grille for full nozzle

Connection screen

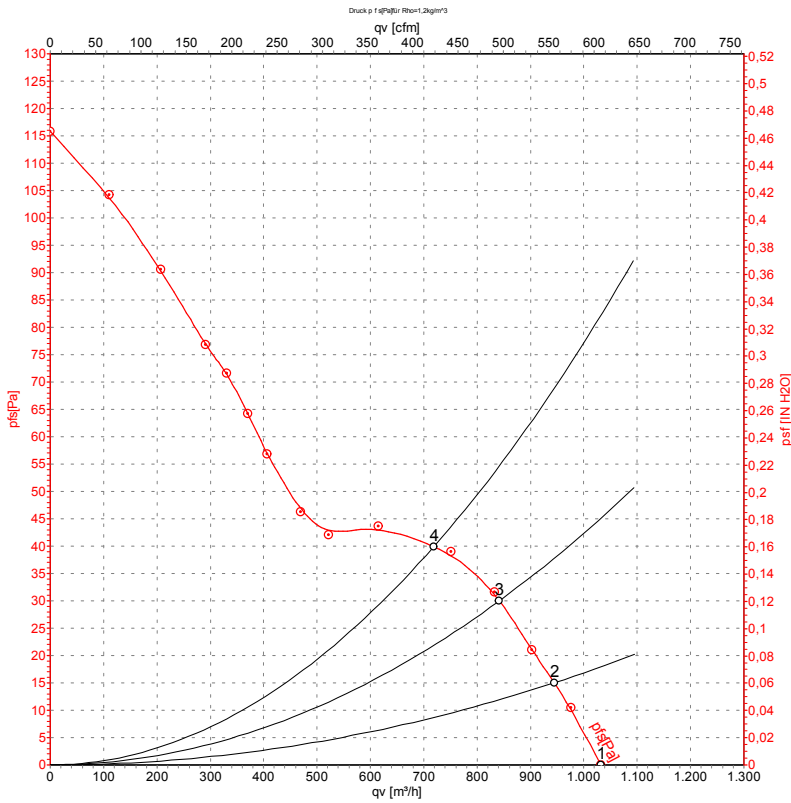


1	Fan connection diagram
L	Blue
N	brown
PE	green / yellow
TOP	Thermal overload protector
2	Hall IC circuit
2.1	Hall IC
2.2	Red (+5V)
2.3	White (out)
2.4	Black (0V)

AC axial fan

straight blades (A series)
with guard grille for full nozzle

Charts: Air flow 60 Hz



Measurement: LU-55103

Air performance measured as per ISO 5801 Installation category A. For detailed information on the measuring set-up, please contact ebm-papst. Suction-side noise levels: LwA measured as per ISO 13347 / LpA measured with 1m distance to fan axis. The values given are valid under the measuring conditions mentioned above and may vary according to the actual installation situation. With any deviation from the standard set-up, the specific values have to be checked and reviewed with the unit installed.

Measured values

	U	f	n	P _e	I	qv	P _{fs}
	V	Hz	min ⁻¹	W	A	m ³ /h	Pa
1	115	60	1600	63	0.87	1030	0
2	115	60	1575	65	0.89	945	15
3	115	60	1560	66	0.90	840	30
4	115	60	1560	66	0.90	720	40

U = Supply voltage · f = Frequency · n = Speed · P_e = Power input · I = Current draw · qv = Air flow · P_{fs} = Pressure increase

