


8300 Series

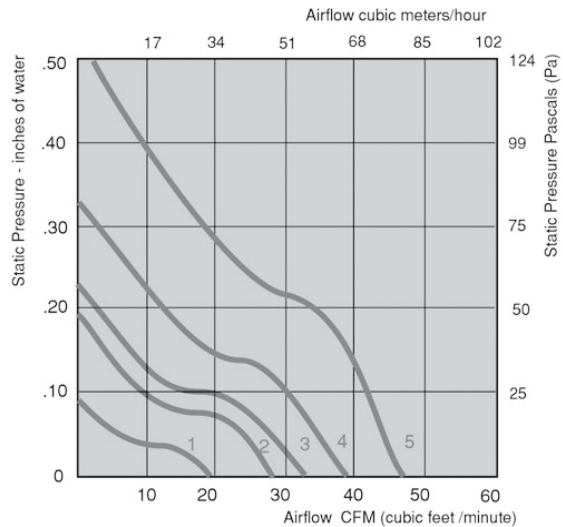
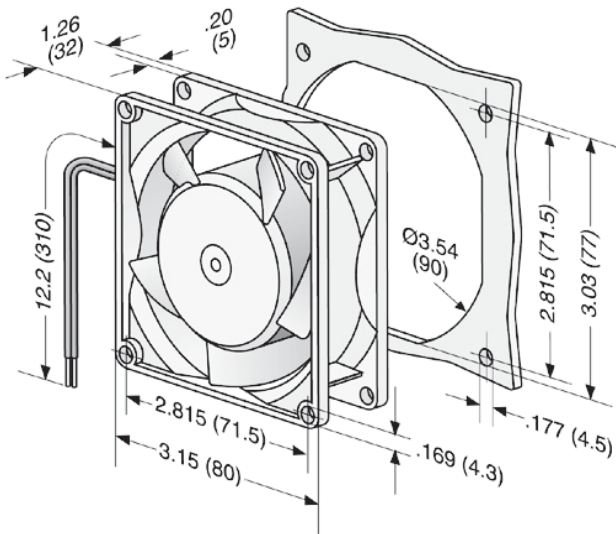
Tubeaxial

80x80x32mm



- DC fans with electronically commutated external rotor motor. Fully integrated commutation electronics.
- With electronic protection against reverse polarity, blocking and overloading by PTC-resistor; partially impedance protected.
- Mounting from either face using four 4.3 mm holes.
- Fan of fiberglass reinforced plastic. PBTP housing, PA impeller.
- Air exhaust over struts. Rotational direction CW looking at rotor.
- Electrical connection via 2 leads AWG 22, TR 64. Stripped and tinned ends.
- UL, CSA, VDE approvals on some models, please contact application engineering.


Part Number	Curve	CFM @ 0	VDC	Volt. Range	Power (W)	dBA	Max Amb. Temp C	Bearing Type	Features	Wgt. (lbs)
8312GL	1	19	12	6 to 15	1.0	24	75	Sintec	Leads	0.38
8312L	1	19	12	6 to 15	1.0	24	75	Ball	Leads	0.38
8392L	1	19	12	6 to 15	1.0	24	75	Ball	Terminals	0.38
8312GM	2	28	12	6 to 15	1.8	34	75	Sintec	Leads	0.38
8312M	2	28	12	6 to 15	1.8	34	75	Ball	Leads	0.38
8312	3	32	12	6 to 15	2.2	36	75	Ball	Leads	0.38
8312G	3	32	12	6 to 15	2.5	36	75	Sintec	Leads	0.38
8312S	3	32	12	6 to 15	2.2	36	75	Ball	Leads	0.38
8392	3	32	12	6 to 15	2.2	36	75	Ball	Terminals	0.38
8312HL	4	39	12	6 to 15	4.0	43	75	Ball	Leads	0.38
8314L	1	19	24	12 to 28	1.0	24	75	Ball	Leads	0.38
8394L	1	19	24	12 to 28	1.0	24	75	Ball	Terminals	0.38
8314M	2	28	24	12 to 28	2.1	34	75	Ball	Leads	0.38
8314	3	32	24	12 to 28	2.5	36	75	Ball	Leads	0.38
8314G	3	32	24	12 to 28	2.5	36	75	Sintec	Leads	0.38
8314S	3	32	24	12 to 28	2.5	36	75	Ball	Leads	0.38



8300 Series cont.

Tubeaxial

80x80x32mm



- DC fans with electronically commutated external rotor motor. Fully integrated commutation electronics.
- With electronic protection against reverse polarity, blocking and overloading by PTC-resistor; partially impedance protected.
- Mounting from either face using four 4.3 mm holes.
- Fan of fiberglass reinforced plastic. PBTP housing, PA impeller.
- Air exhaust over struts. Rotational direction CW looking at rotor.
- Electrical connection via 2 leads AWG 22, TR 64. Stripped and tinned ends.
- UL, CSA, VDE approvals on some models, please contact application engineering.

Part Number	Curve	CFM @ 0	VDC	Volt. Range	Power (W)	dBA	Max Amb. Temp C	Bearing Type	Features	Wgt. (lbs)
8374	3	32	24	12 to 28	2.5	36	75	Ball	Terminals	0.38
8394	3	32	24	12 to 28	2.5	36	75	Ball	Terminals	0.38
8314HL	4	39	24	12 to 28	4.3	43	75	Ball	Leads	0.38
8314H	5	47	24	20 to 26.5	6.0	48	75	Ball	Leads	0.38
8318	3	32	48	36 to 56	2.6	36	75	Ball	Leads	0.38
8318/2	3	32	48	36 to 56	2.6	36	75	Ball	Leads	0.38
8398	3	32	48	36 to 56	2.6	36	75	Ball	Terminals	0.38
8318HL	4	39	48	36 to 56	4.3	43	75	Ball	Leads	0.38
8318H	5	47	48	36 to 56	5.8	48	65	Ball	Leads	0.38

