

# 4374 S DC Axial Fan

Axial fan with high air flow and minimum noise level. The DC drive employs an electronically commutated external rotor motor with high efficiency. Drive electronics is completely integrated into the fan hub. The air flow and noise level can be controlled by varying the supply voltage range.



## Features

- Electronical protection against reverse polarity, blocking and overloading.
- Electrical connection via 3 flat pins 0,8 x 2,8mm.
- Air exhaust over struts. Rotational direction CW looking at rotor.
- Extremely low EMI.

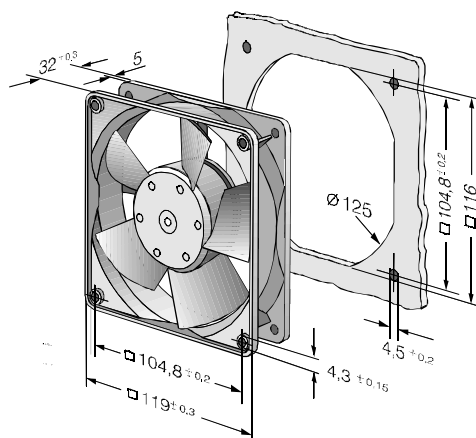
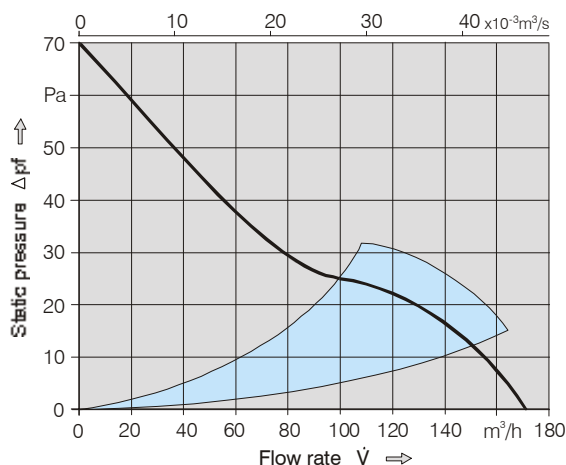
Patents granted or applied for.

## General Data

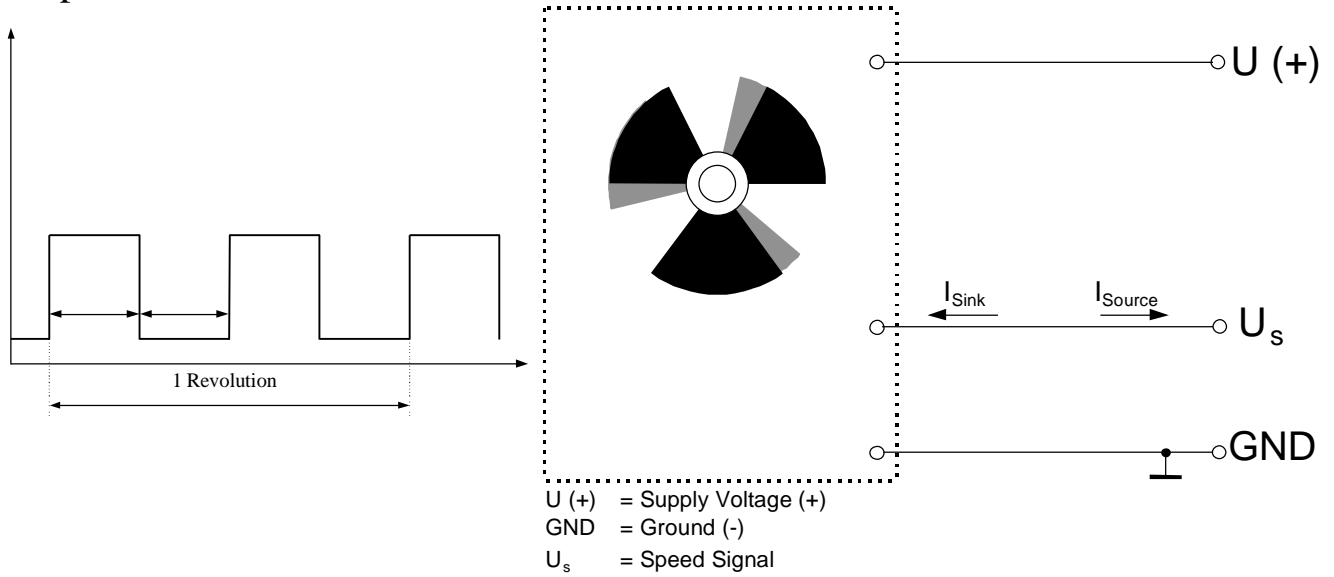
Nominal voltage	V DC	24
Voltage range	V DC	12...28
Nominal speed	min <sup>-1</sup>	2800
Max. flow rate	m <sup>3</sup> /h	170
Max. flow rate	CFM	100
Noise free air	dB(A)	45
Noise at optimum operating range	bels	5,8
Current consumption	mA	205
Power consumption	W	4,9
Permanent ambient temperature	°C	-20 ... +75
at maximum voltage		
Service life (+75 °C)	h	25.000
Service life (+40 °C)	h	70.000
Approvals		UL, CSA, VDE
Fan housing / Impeller		PBTP / PA 6.6
Bearing system		Ball bearings
Mass	g	220

Alle Daten sind Mittelwerte bei Nennspannung.

Technische Änderungen vorbehalten.



## Speed Sensor ... S



### Sensor Signal

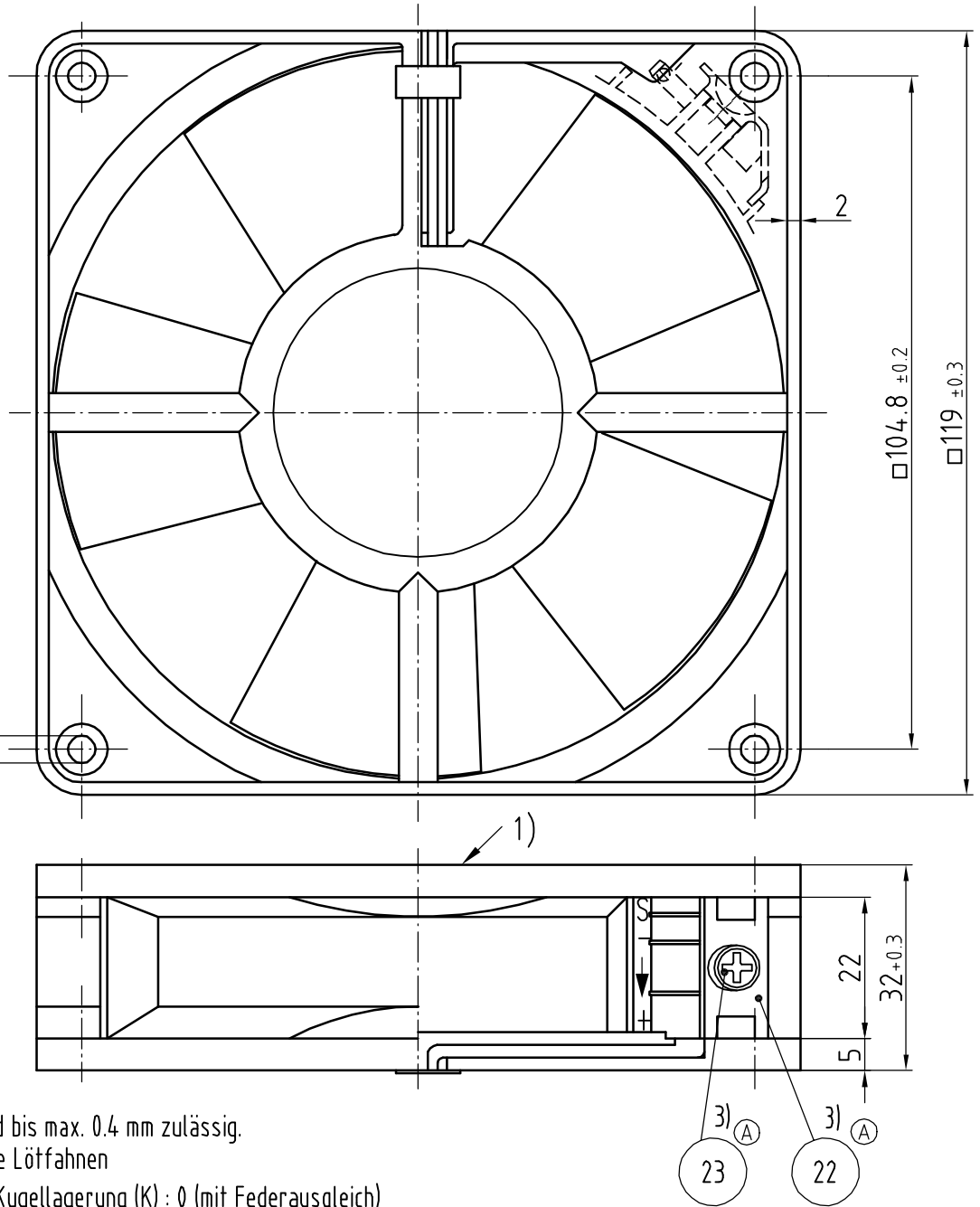
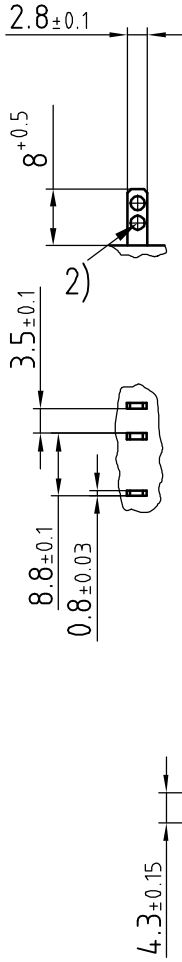
This fan is equipped with an integrated sensor output, which gives a rectangular speed proportional signal for external speed control.

Output	2 pulses per revolution
U <sub>s</sub> high	$\geq (0,9 \cdot U (+)) \text{ V}$
U <sub>s</sub> low	$\leq 0,5 \text{ V}$
I <sub>sink</sub> max	$\leq 1 \text{ mA}$
I <sub>source</sub> max	$\leq 50 \mu\text{A}$
t <sub>1</sub> / t <sub>2</sub>	0,8 - 1,2

Copying of this document, and giving it to others and the use or communication of the contents thereof, are forbidden without express authority. Offenders are liable to the payment of damages. All rights are reserved in the event of the grant of a patent or the registration of a utility model or design.

Schutzvermerk nach DIN ISO 16016 beachten/  
Refer to protection notice DIN ISO 16016

Maße für Steckeranschluß



- 1) Rotorüberstand bis max. 0.4 mm zulässig.
- 2) Achtung - dicke Lötflächen
- Axialspiel bei: - Kugellagerung (K) : 0 (mit Federausgleich)
- Gleitlagerung (G) : 0.1 - 0.5

Ⓐ 3) wenn in Stückliste enthalten

Tolerierung/Tolerances: DIN 7167		DIN ISO 2768-mK-E	
Allgemeintoleranzen/ Gen. tolerances:			
AutoCAD 2002			Artikel/Title
			Axiallüfter
Bearb./Drawn:	Datum/Date: 27.01.2005	Name/Name: LAUFER	Massstab/scale: 1:1
	A	000000107114	Blatt/Page: 002
	Index/Index	Aend.-Nr./Change-No.	
gepr. u. zur Verwendung freigegeben/Checked for release von by KOLETZKI am on 09.02.2005		<b>ebmpapst</b>	Zchg.-Nr./ Dwg.-No.: 9294305099
ebm-papst St. Georgen GmbH & Co. KG		Ers.f.Zchg./ Replaces: GL. NR. V. 14.08.92	A4

Vertraulich / Confidential Information 12.01.2009