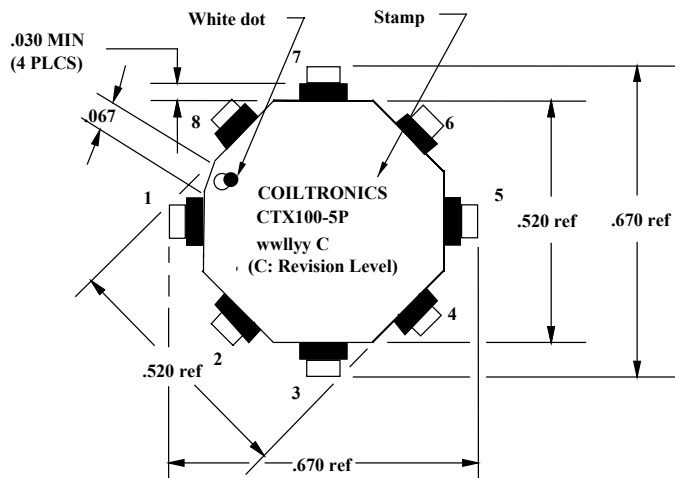
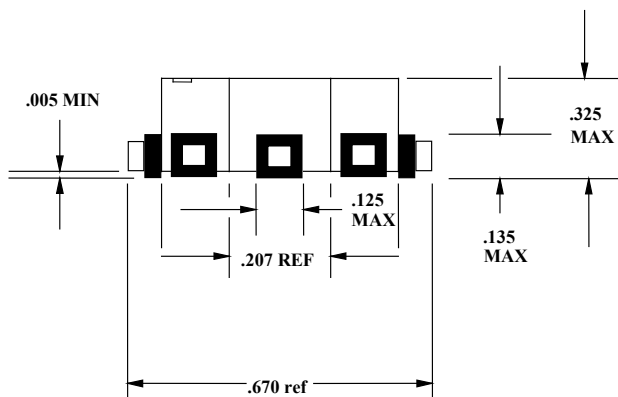


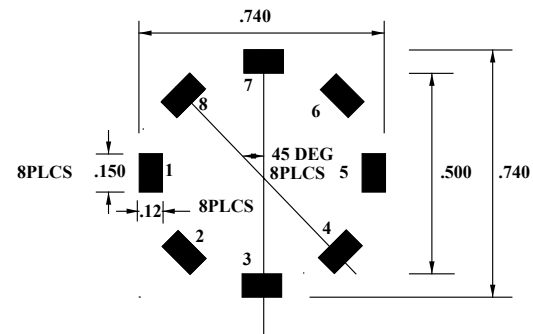
TOP VIEW



FRONT VIEW



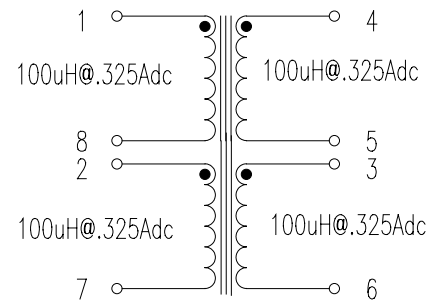
RECOMMENDED PCB PAD LAYOUT



ELECTRICAL CHARACTERISTICS

- OCL (1,2,3,4 - 8,7,6,5) @ .010Vrms,100KHz, .0.0Adc,: 79.35 - 119.03μH.
- OCL (1,2,3,4 - 8,7,6,5) @ .250Vrms,100KHz, 1.4Adc: 62.55μH minimum.
- DCR (1 - 8) @ 20°C: .658 ohms maximum..
- DCR (4 - 5) @ 20°C: .658 ohms maximum.
- DCR (2 - 7) @ 20°C: .658 ohms maximum.
- DCR (3 - 6) @ 20°C: .658 ohms maximum.
- Hipot: windings to windings (for 1 second) @ 300Vdc minimum.

SCHEMATIC



Notes:

- 1) All dimensions are in inches.
- 2) Tolerances are .XX +/- .020", .XXX +/- .010" unless otherwise noted.
- 3) All soldering surfaces to be coplanar within .004".

COILTRONICS, INCORPORATED
6000 Park of Commerce Blvd, Boca Raton, FL 33487

Inductor/Transformer, 100/1600 uH, 1.41/0.3525 Adc,
SMT, Octa-pac™ style 5-295 case, 8 pad

SIZE	Drawing Number: CTX100-5P	
A	Revision Level C	Sheet 3 of 5