

In-line Fuse Holders

HR and HM Series

Specifications

Description: In-line fuse holders for SFE and 1/4" dia. x various length fuses.

Dimensions: See Dimensions illustration.

Ratings:

Volts: — 32V

Amps: — 20A

Features and Benefits

- HR and HM Universal in-line fuse holder for SFE and various length 1/4" diameter fuses with #14 lead wires.

Typical Applications

- Supplemental, Low Voltage, Low Amperage Control Circuits

Catalog Numbers

| Catalog Numbers | Includes Fuse | Wire Length & Size |
|-----------------|---------------|--------------------|
| HRJ* | SFE-20 | 19" of #14 |
| HRI | SFE-14 | |
| HRH | SFE-9 | |
| HRE | SFE-7½ | |
| HRG | SFE-6 | |
| HRF | SFE-4 | |
| HMJ** | SFE-20 | 8" of #14 |
| HMI | SFE-14 | |
| HMH | SFE-9 | |
| HME | SFE-7½ | |
| HMG | SFE-6 | |
| HMF | SFE-4 | |

* Also available as in-line fuse holder only with lead wire contacts, HRJ-LESS-Fuse.

** Also available as in-line fuse holder only with lead wire contacts, HMJ-LESS-Fuse.

HHJ-A For 1/4" x 1 1/4" fuse, no wire or fuse included, accepts #18 - #22 wire.

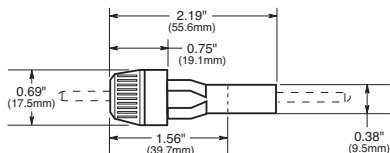
HHJ-B For 1/4" x 1 1/4" fuse, no wire or fuse included, accepts #12 - #16 wire.

HHI-B For 1/4" x 1 1/2" fuse, no wire or fuse included, accepts #12 - #16 wire.

Replacement Contacts

| Catalog Number | Symbol |
|----------------|--------|
| 9838 | HHJ-A |
| 9841 | HHJ-B |

Dimensions - in (mm)



Data Sheet: 2122

HFA Series



Specifications

Description: In-line water-resistant fuse holders for 1/4" x 1 1/4" fuses.

Dimensions: See Dimensions illustration.

Construction: Phenolic body with copper crimp contact leads.

Ratings:

Volts: — 250V

Amps: — 20A

Agency Information: CE, UL Recognized, (Guide IZLT2, File E14853) UL.

Flammability Rating: UL 94HB.

Features and Benefits

- HFA in-line, water-resistant fuse holder for 1/4" x 1 1/4" fuses.

Typical Applications

- Supplemental, Low Voltage, Low Amperage Control Circuits

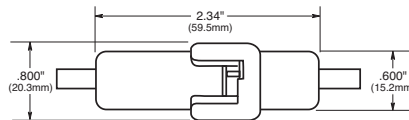
Refer to data sheet for recommend crimp tools

Catalog Numbers

| Catalog Numbers | Terminals |
|-----------------|--------------------|
| HFA | Crimp #12 - #16 |
| HFA-HH* | 1/4" Quick Connect |

*No UL Recognition.

Dimensions - in (mm)



Data Sheet: 2115

HHT Series



Specifications

Description: In-line fuse holders for 5 x 15mm or 5 x 20mm fuses.

Dimensions: See Dimensions illustration.

Construction: Black thermoplastic body with brass contacts, wire: 16 AWG, red.

Ratings:

Volts: — 32V

Amps: — 5A (5 x 15mm)
— 10A (5 x 20mm)

Features and Benefits

- HHT in-line fuse holders for 5 x 15mm and 5 x 20 mm fuses.

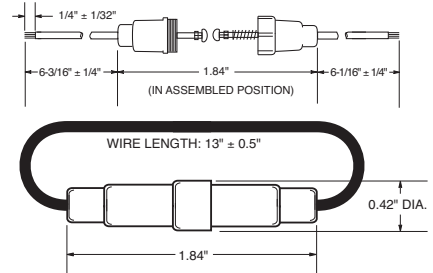
Typical Applications

- Supplemental, Low Voltage, Low Amperage Control Circuits

Catalog Numbers

| Catalog Number | Fuse Size |
|----------------|---------------------|
| HHT | 5 x 15mm & 5 x 20mm |

Dimensions - in



Data Sheet: 2138