

**E-Z Hook, A Div. of Tektest, Inc.**  
P.O. Box 660729,  
Arcadia, CA 91066-0729  
Phone: 626.446.6175  
Fax: 626.446.0972  
E-mail: [info@e-z-hook.com](mailto:info@e-z-hook.com)  
Website: [www.e-z-hook.com](http://www.e-z-hook.com)

[All Categories](#) > [Kits](#) > [Automotive Test Kits](#) > [E-Z-Mini-Hook Test Lead models: X100W, XR, XL1](#) > ["N" Series Connectors & Adapters](#) > [E-Z-Micro-Hook Test Lead models: PICO, XM, XMR, XG, XK](#) > [Alligator Clip Test Leads](#) > [Item # 280M](#)

### Item # 280M, Miniature Alligator to Banana Plug



#### Miniature Alligator to Banana Plug







Miniature alligator clip to standard banana plug test lead. Test lead is 22 AWG PVC wire. Additional lead lengths, wire types, and custom leads available upon request.


Available in 10 standard colors.

[larger image](#)

[Specifications](#) · [Lead Length and Cable Length Information](#) · [How to Order Test Leads & Cable Assemblies](#) · [Field Servicing Information](#)

#### Specifications

<b>Gator Model</b>	Miniature
<b>Wire Gauge</b>	22 AWG
<b>Wire</b>	PVC
<b>Connector #1</b>	9275, miniature alligator clip
<b>Connector #2</b>	9202, standard banana plug
<b>Standard Lengths</b>	3 in (8 cm) 6 in (15 cm) 12 in (30 cm) 18 in (45 cm) 24 in (60 cm) 36 in (90 cm) 48 in (120 cm) 60 in (150 cm)
<b>Colors</b>	 Black (0) <a href="#">larger image</a>  Brown (1) <a href="#">larger image</a>  Red (2) <a href="#">larger image</a>  Orange (3) <a href="#">larger image</a>  Yellow (4) <a href="#">larger image</a> 

	Green (5) <a href="#">larger image</a> 
	Blue (6) <a href="#">larger image</a> 
	Violet (7) <a href="#">larger image</a> 
	Gray (8) <a href="#">larger image</a> 
	White (9) <a href="#">larger image</a> 
<b>Unit</b>	each

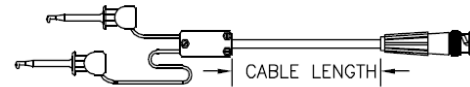
### Lead Length and Cable Length Information

E-Z-Hook offers a selection of standard length test leads, patch cords, and cable assemblies. We also offer custom lengths to fit special requirements.

All length measurements are made in inches, see diagrams below for measuring examples:



Standard lengths in inches for <b>test lead and patch cord</b> assemblies:	
3" (8 cm) lead wire	18" (45 cm)
4" (10 cm) lead wire	24" (60 cm)
6" (15 cm)	36" (90 cm)
8" (20 cm)	48" (120 cm)
12" (30 cm)	60" (150 cm)



Standard lengths in inches for <b>cable</b> assemblies:	
6" (15 cm)	30" (75 cm)
12" (30 cm)	36" (90 cm)
18" (45 cm)	48" (120 cm)
24" (60 cm)	60" (150 cm)
*Longer lengths available	

### How to Order Test Leads & Cable Assemblies

Ordering E-Z-Hook test leads and cable assemblies is E-Z. Select the part number supplied in the product section, then select your lead or cable length and color. Example: 704XR-18-RED (Part No.-Length-Color). Variations of each hook may be ordered in place of the standard hook. Ordering information is provided at the beginning of each section.

### Field Servicing Information

Most hooks are designed to be field serviceable. To replace a lead wire, pull on the plunger until it slips free of the body. Strip lead wire 3/4" (19 mm), feed wire through plunger and wrap around terminal as shown. Solder and cut off excess wire at solder point. Reassemble part, making sure the terminal and nylon fins enter their respective grooves. Keep slack in lead wire pulled out while assembling to prevent binding.

**NOTE:** To disassemble XM Micro-Hook connectors or leads, actuate plunger to expose hook and grasp behind hook with long nose pliers before pulling plunger off. Failure to do so will result in damage to part.



[Print](#) [Back](#)