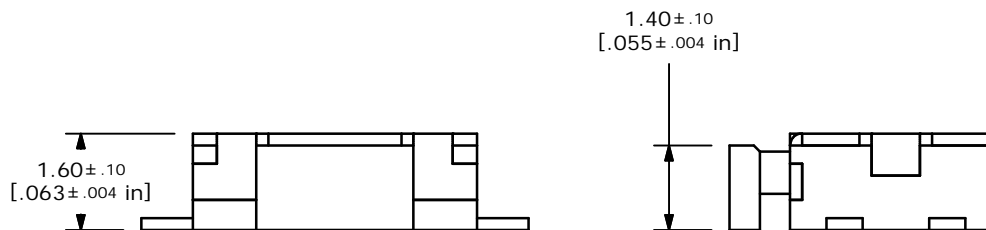
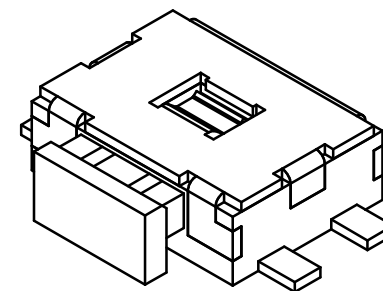
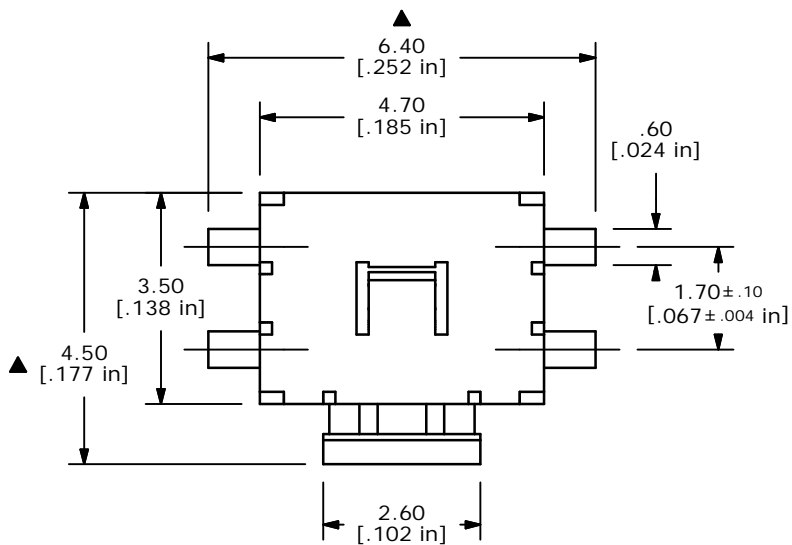
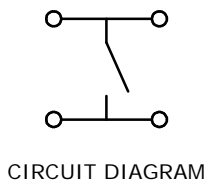


PCB PATTERN



NOTES:

1. ALL DIMENSIONS IN MM
2. GENERAL TOLERANCE: X.X=±0.4
X.XX=±0.25
3. TERM. NOS. FOR REFERENCE ONLY.
4. RATING: 12VDC, 50mA
- ▲ 5. OPERATING FORCE: 180 ± 50 gms
6. TRAVEL: 0.3mm ± 0.1
7. CONTACT RESISTANCE: 100 MILLI OHMS MAX. (INITIAL)
8. MECHANICAL/ELECTRICAL LIFE 100,000 CYCLES MIN.
- ▲ 9. PACKAGE: TAPE AND REEL - 3000 PIECES PER REEL.
10. ▲ DENOTES CRITICAL PARAMETER

E-SWITCH®

TITLE TL1014AF180QG

A	14789	RELEASED FOR PRODUCTION	3/25/05	AR
REV	PCR NO	DESCRIPTION	DATE	BY

THE INFORMATION CONTAINED IN THIS DOCUMENT IS PROPRIETARY TO E-SWITCH AND IS NOT TO BE COPIED OR TRANSFERRED

SCALE	DATE	DR	DWG	REV
8:1	3/25/05	AR	D400001	A