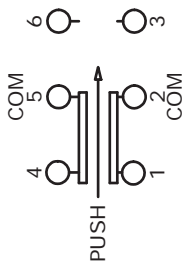


P.C.B. LAYOUT

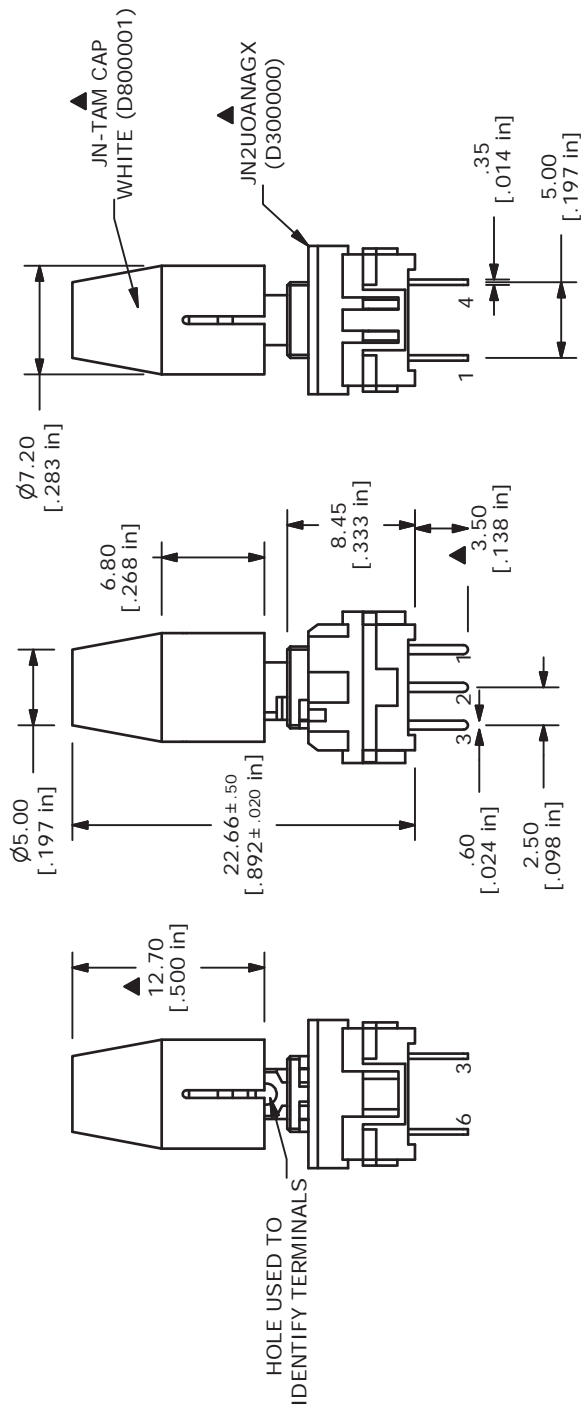
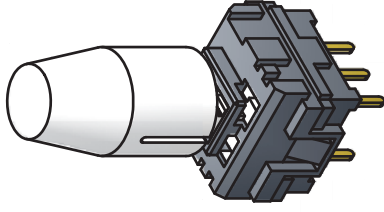
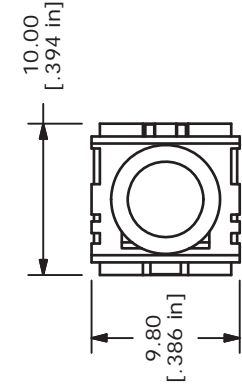
5.00 [.197 in]



CIRCUIT DIAGRAM

SWITCH FUNCTION	
POS. 1	POS. 2
ON	(ON)
2-1, 5-4	2-3, 5-6

(ON) = MOMENTARY



- NOTE:
1. ALL DIMENSIONS IN mm [INCH]
 2. GENERAL TOLERANCE: x.x = ±0.4
x.xx = ± 0.25
 3. TERMINAL NUMBERS FOR REF. ONLY
 4. CONTACT RATING: 0.1A @ 30 VDC
 5. TRAVEL: FULL = 1.8mm
 6. OPERATING FORCE: 200±80gf
 7. ELECTRICAL LIFE: 10,000 CYCLES
 8. CONTACT RESISTANCE: 30mΩ MAX.
 9. ▲ DENOTES CRITICAL PARAMETER
 10. CONTACT MATERIAL: SILVER
 11. 2002/95/EC (RoHS) COMPLIANT



TITLE JN2UOANAGXJNTAMWHT

C	20102	DRAWING UPDATE / CLEAN-UP	8/24/11	BGL
REV	PCR NO	DESCRIPTION	DATE	BY

THE INFORMATION CONTAINED IN THIS DOCUMENT IS PROPRIETARY TO E-SWITCH AND IS NOT TO BE COPIED OR TRANSFERRED

SCALE 2:1

DATE 8/24/2011

DR BGL

DWG

XD0381P

REV C