



National Instruments

NI Multisim Student Edition Circuit Design and Simulation Software 14.0

SKU:
6002-592-000

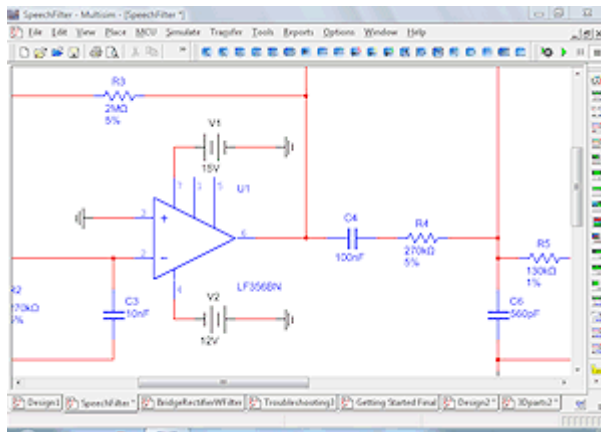


Product Description

NI Multisim is an analog, digital, and power circuits teaching environment, enabling student exploration of electronic behavior through pedagogical features built upon industry-standard SPICE simulation. With intuitive and interactive learning features, student understand foundational electronics topics and can then transition to circuit design and layout with the NI Ultiboard printed circuit board development environment.

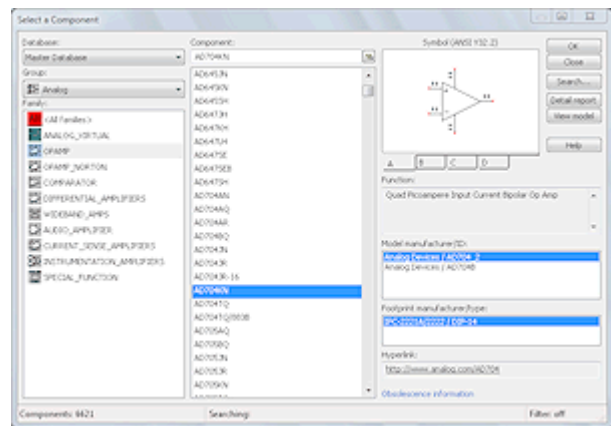
NI Circuit Design Suite 14.0 For Windows XP or newer.

The NI Circuit Design Suite combines NI Multisim and NI Ultiboard into a single integrated bundle for all student learning and design needs. This analog, digital and power circuit learning platform includes a powerful suite of virtual instruments and analyses to view simulated measurements on the PC desktop. The NI Ultiboard software allows students to design a printed circuit board, view it in 3D and prepare for fabrication.



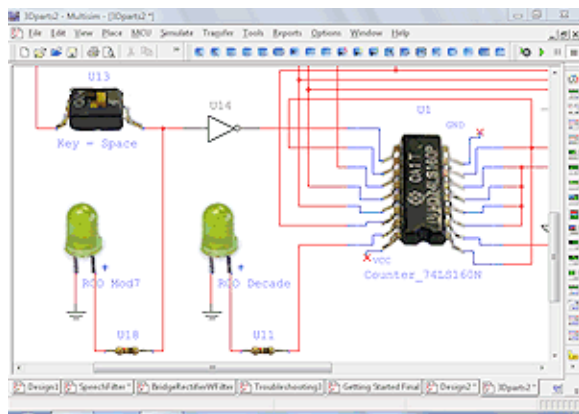
Intuitive Schematic Capture Environment

Easy-to-learn part placement and modelless wiring make it simple for students to be able to draw a circuit diagram instantly ready for simulation.



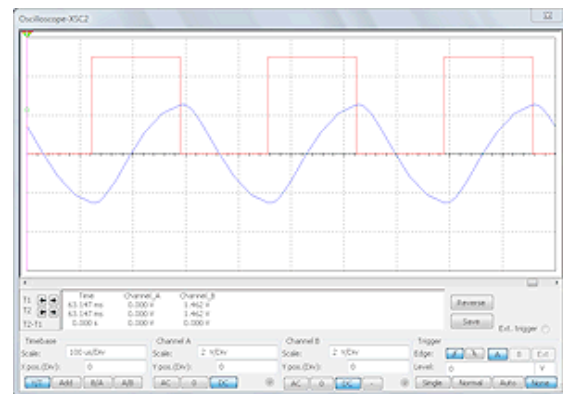
Library of 14,000+ Devices

Multisim and Ultiboard includes models and devices from leading semiconductor manufacturers including Analog Devices, Infineon, NXP, Microchip and many more



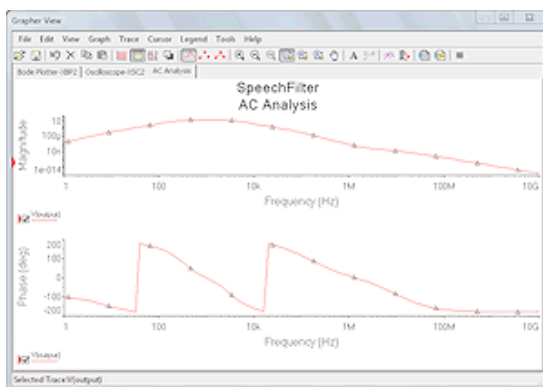
Interactive Components and 3D Devices

Students can learn theory better with interactive potentiometers, rated devices, realistic resistors and 3D integrated circuits.



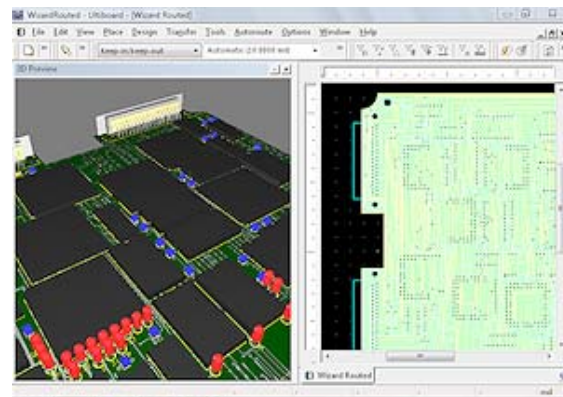
20+ Measurement Instruments

Simulated measurements can be easily viewed and analyzed with virtual oscilloscopes, function generators, bode analyzer, ammeter, current probe etc...



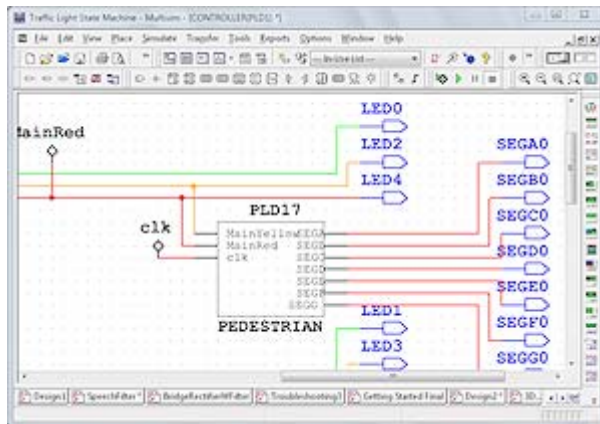
Industry Standard SPICE Analyses

Multisim is built upon powerful SPICE technology and offers a comprehensive suite of analyses including transient, AC, Fourier, temperature etc.



Printed Circuit Board Development

Full integration to NI Ultiboard means Multisim schematics can be converted into printed circuit board diagrams with complete layout and routing capabilities



Teach Digital Logic with Digilent FPGA Boards

Multisim digital logic diagrams can be exported into a raw VHDL format to program Digilent platforms such as Basys and Nexys.

Learn more: <http://www.ni.com/white-paper/14710/en>