

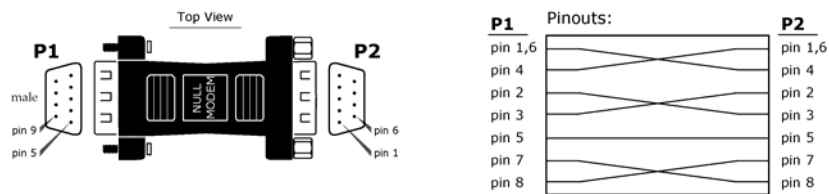


## Adapters

### NULL Modem Adapter (male-to-male)

**Part Number: JD2D2-CDN-A** (Black, DB-9 M-M) The male-to-male NULL modem adapter can be used to connect two DCE devices. A DCE device is one that connects with a straight-through cable to the male serial port of a computer (DTE).

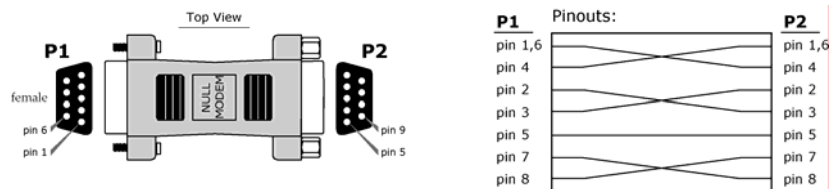
Figure 7. Male NULL modem adapter and pinouts



### NULL Modem Adapter (female-to-female)

**Part Number: JD3D3-CDN-A** (Gray, DB-9 F-F) The female-to-female NULL modem adapter can be used to verify serial cabling is functioning properly. To test cables, insert the female-to-female NULL modem adapter in place of a pair of radio modems and test the connection without radio modules in the connection.

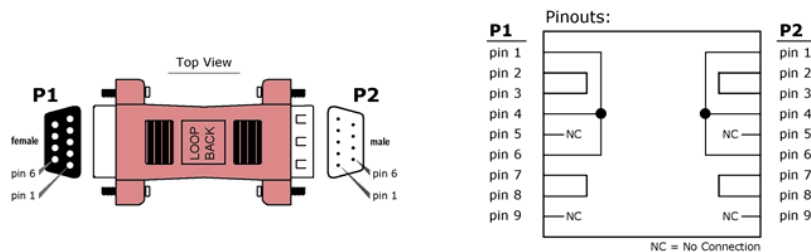
Figure 8. Female NULL modem adapter and pinouts



### Serial Loopback Adapter

**Part Number: JD2D3-CDL-A** (Red, DB-9 M-F) The serial loopback adapter is used for range testing. During a range test, the serial loopback adapter configures the radio modem to function as a repeater by looping serial data back into the radio for retransmission.

Figure 9. Serial loopback adapter and pinouts

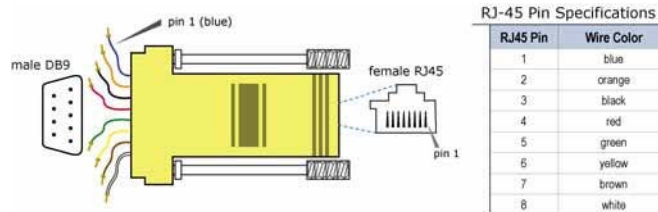


---

## Male DB-9 to RJ-45 Adapter

**Part Number: JE1D2-CDA-A** (Yellow, RJ-45 female to DB-9 male) This adapter facilitates adapting a DB-9 connector to a CAT5 cable.

Figure 10. Male RS-485/422 Adapter and pin specifications



---

## Female DB-9 to RJ-45 Adapter

**Part Number: JE1D3-CDA-A** (Green, RJ-45 female to DB-9 female) This adapter facilitates adapting a DB-9 connector to a CAT5 cable.

Figure 11. Female RS-485/422 Adapter and pin specifications

