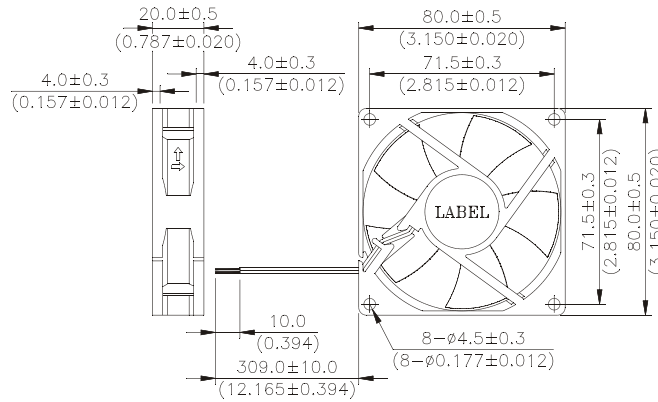


AFB 80 x 80 x 20 MM SERIES

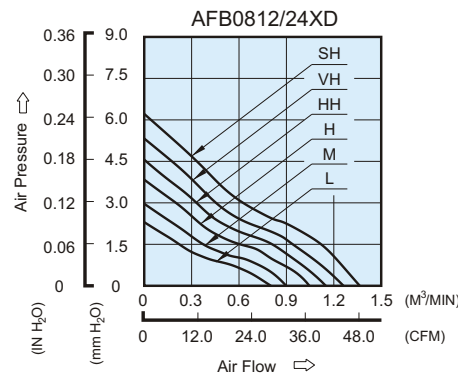
DIMENSIONS DRAWING



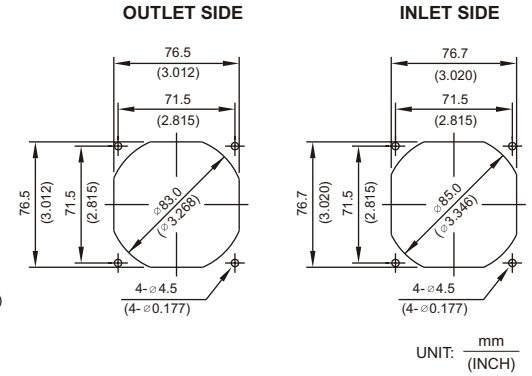
UNIT: $\frac{\text{mm}}{\text{(INCH)}}$

- * Bearing Type
Ball Bearings
- * Material
Impeller & Frame : Plastic (UL 94V-0)
- * Lead Wires :
UL 1007 AWG #24 OR Equivalent
Red Wire Positive (+)
Black Wire Negative (-)
- * Weight : 74g (2.61 oz)

P & Q CURVE (AT RATED VOLTAGE)



MOUNTING PANEL CUTOUT



UNIT: $\frac{\text{mm}}{\text{(INCH)}}$

MODEL		Rated Voltage	Operating Voltage Range	Rated Current	Rated Input Power	Speed	Maximum Air Flow		Maximum Air Pressure		Noise
PART NO.	FUNCTION	VDC	VDC	Amp	Watt	R.P.M	m ³ /min	CFM	mmH ₂ O	IN H ₂ O	dB-A
AFB0812LD	-R00 / -F00	12	7.0 to 13.8	0.08	0.96	2400	0.802	28.32	2.30	0.091	25.5
AFB0824LD	-R00 / -F00	24	14.0 to 27.6	0.04	0.96						
AFB0812MD	-R00 / -F00	12	7.0 to 13.8	0.10	1.20	2700	0.899	31.75	2.97	0.117	29.0
AFB0824MD	-R00 / -F00	24	14.0 to 27.6	0.05	1.20						
AFB0812HD	-R00 / -F00	12	7.0 to 13.8	0.12	1.44	3100	1.046	36.94	3.84	0.151	34.0
AFB0824HD	-R00 / -F00	24	14.0 to 27.6	0.08	1.92						
AFB0812HHD	-R00 / -F00	12	7.0 to 13.8	0.17	2.04	3400	1.150	40.61	4.56	0.180	36.0
AFB0824HHD	-R00 / -F00	24	14.0 to 27.6	0.09	2.16						
AFB0812VHD	-R00 / -F00	12	7.0 to 13.8	0.20	2.40	3700	1.262	44.57	5.33	0.210	39.0
AFB0824VHD	-R00 / -F00	24	14.0 to 27.6	0.10	2.40						
AFB0812SHD	-R00 / -F00	12	7.0 to 13.8	0.22	2.64	4000	1.365	48.20	6.22	0.245	41.0
AFB0824SHD	-R00 / -F00	24	14.0 to 27.6	0.12	2.88						

* Function type is optional.
 * The max. air flow and the speed are measured in free air ; max. air pressure is measured at zero air flow.
 * Noise is measured in anechoic chamber in free air, one meter from intake side.
 * All readings are typical values at rated voltage.
 * Specifications are subject to change without notice.