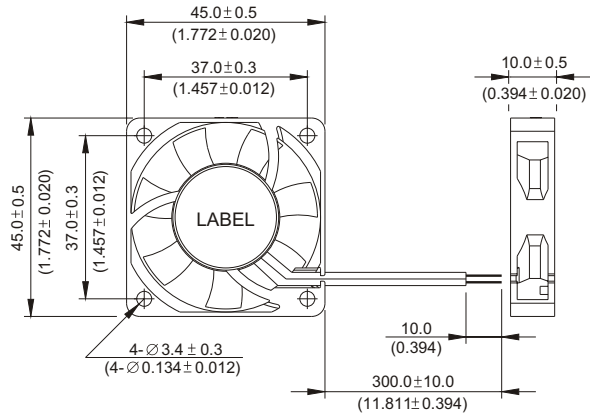


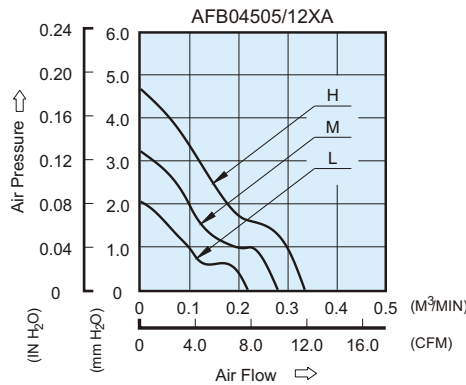
# AFB 45 x 45 x 10 MM SERIES

## DIMENSIONS DRAWING

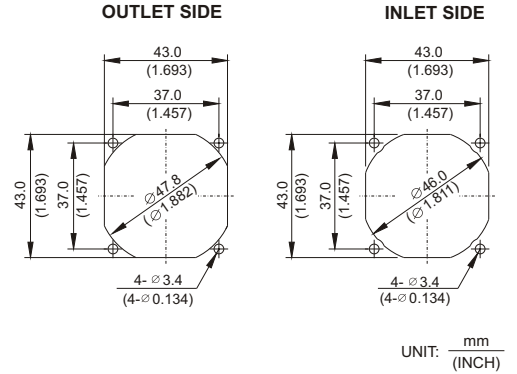


- \* Bearing Type  
Ball Bearings
- \* Material  
Impeller & Frame : Plastic(UL 94V-0)
- \* Lead Wires :  
UL 1007 AWG #28 OR Equivalent  
Red Wire Positive(+)  
Black Wire Negative(-)
- \* Weight : 15.5g (0.55 OZ)
- \* Rib Type Only

## P & Q CURVE (AT RATED VOLTAGE)



## MOUNTING PANEL CUTOUT



MODEL		Rated Voltage	Operating Voltage Range	Rated Current	Rated Input Power	Speed	Maximum Air Flow		Maximum Air Pressure		Noise
PART NO.	FUNCTION	VDC	VDC	Amp	Watt	R.P.M.	m <sup>3</sup> /min	CFM	mmH <sub>2</sub> O	IN H <sub>2</sub> O	dB-A
AFB04505LA	-R00 / -F00	5	4.0 to 5.5	0.14	0.70	4000	0.218	7.70	2.05	0.081	24.5
AFB04512LA	-R00 / -F00	12	9.0 to 13.8	0.08	0.96						
AFB04505MA	-R00 / -F00	5	4.0 to 5.5	0.20	1.00	5000	0.279	9.85	3.22	0.127	30.0
AFB04512MA	-R00 / -F00	12	7.0 to 13.8	0.11	1.32						
AFB04512HA	-R00 / -F00	12	7.0 to 13.8	0.17	2.04	6000	0.334	11.80	4.67	0.184	34.5

\* Function type is optional.  
 \* The max. air flow and the speed are measured in free air ; max. air pressure is measured at zero air flow.  
 \* Noise is measured in anechoic chamber in free air, one meter from intake side.  
 \* All readings are typical values at rated voltage.  
 \* Specifications are subject to change without notice.