

PART NUMBER: EMT150200-P5P-KH

DESCRIPTION: switching power supply base unit for use with interchangeable input blades or ac power cord


INPUT

rated input voltage	100 V ~ 240 V ac
input voltage range	90 V ~ 264 V ac
rated frequency	50~60 Hz
frequency range	47~63 Hz
rated input current	800 mA max.
inrush current	50 A max.
no load power consumption	0.5 W max.

OUTPUT

output voltage	15 V dc at 2 A
output min. current	0 A
line regulation	2% max.
load regulation	± 5%
over current protection	auto recovery
short circuit protection	auto recovery
ripple voltage	150 mV max. (at 20 MHz bandwidth with 22µF/50V capacitance and 104/50V ceramic capacitor)
efficiency	meets Energy Star / CEC Level IV

SAFETY & EMI

HI-POT	input to output	3000 V ac at 4 mA for 2 seconds
	input to case	3000 V ac at 4 mA for 2 seconds
insulation resistance	input to output	50 MΩ at 500 V dc
safety approvals	UL60950-1 (First Edition), CAN/CSA-C22.2 No.950.95, IEC60950-1:2001, EN60950-1:2001	
EMI standard	FCC part 15 class B, EN55022 (EN61000-3-2, 3), EN55024 (IEC61000-4--2, 3, 4, 6, 8, 11)	
RoHS compliant	yes	

ENVIRONMENTAL

storage temperature	-20°C ~ +70° C
operating temperature	0°C ~ +40° C
storage humidity	10~95%
operating humidity	10~95%

RELIABILITY

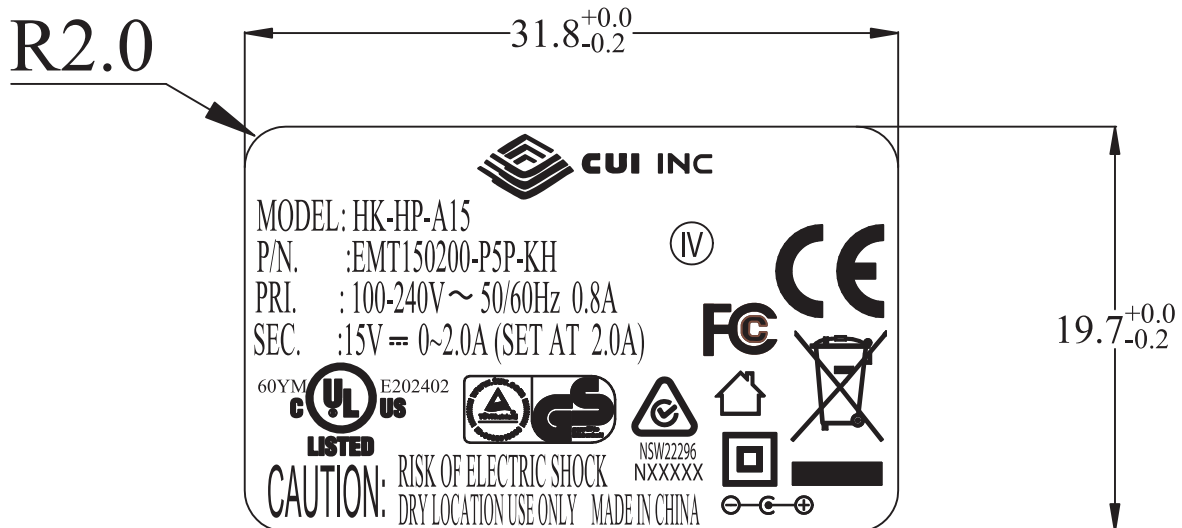
mean time before failure (MTBF)	MTBF of 50,000 hours at 25°C
burn-in test	2 hours at 40°C at full load

PART NUMBER: EMT150200-P5P-KH

DESCRIPTION: switching power supply base unit for use with interchangeable input blades or ac power cord

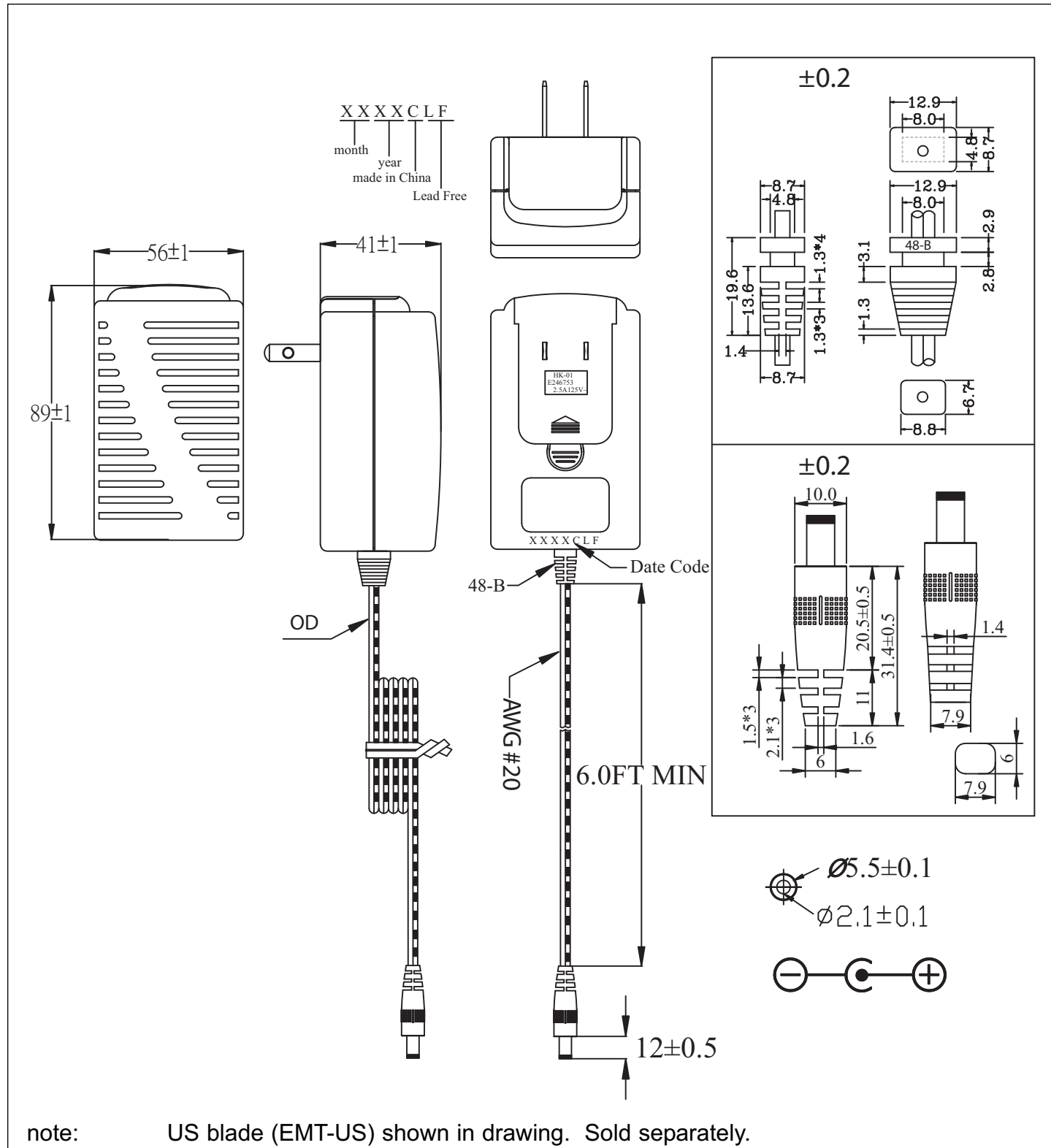
LABEL

0.2mm NAME-PLATE:SILVER CHARACTERS BLACK BACKGROUND.



PART NUMBER: EMT150200-P5P-KH

DESCRIPTION: switching power supply base unit for use with interchangeable input blades or ac power cord

MECHANICAL DRAWING


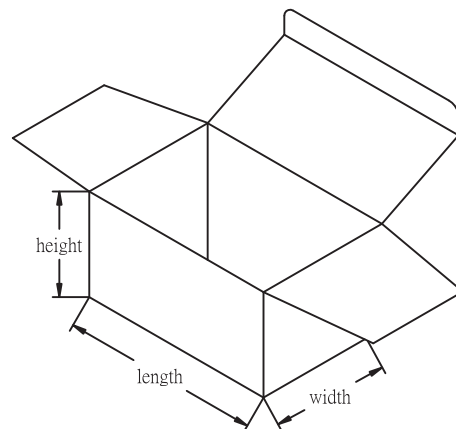
PART NUMBER: EMT150200-P5P-KH**DESCRIPTION:** switching power supply base unit for use with interchangeable input blades or ac power cord**INDIVIDUAL PACKAGING**

BOX

Length:145

Width:75

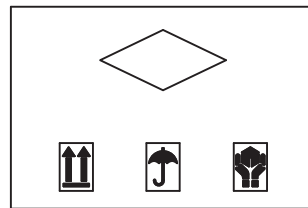
Height:65



PART NUMBER: EMT150200-P5P-KH

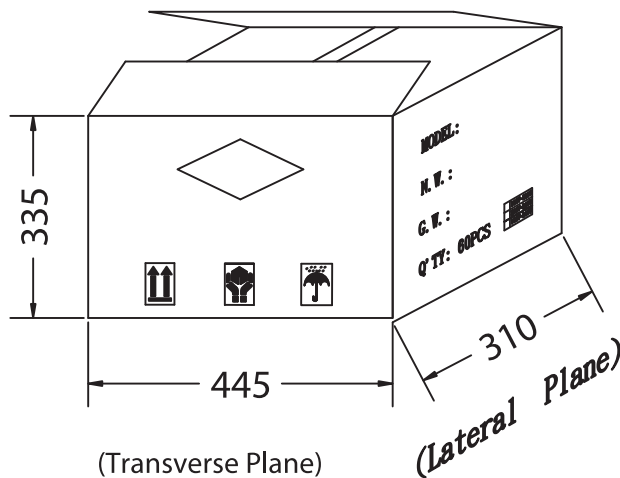
DESCRIPTION: switching power supply base unit for use with interchangeable input blades or ac power cord

PACKAGING



MODEL:
N.W.:
G.W.:
Q'TY: 60PCS

	100V~120V
	200V~240V
	100V~240V



PART NUMBER: EMT150200-P5P-KH**DESCRIPTION:** switching power supply base unit for use with interchangeable input blades or ac power cord**ACCESSORIES (SOLD SEPARATELY)**

EMT-US (SOLD SEPERATELY)



EMT-AUS (SOLD SEPERATELY)



EMT-EU (SOLD SEPERATELY)



EMT-UK (SOLD SEPERATELY)



EMT-AC (SOLD SEPERATELY)

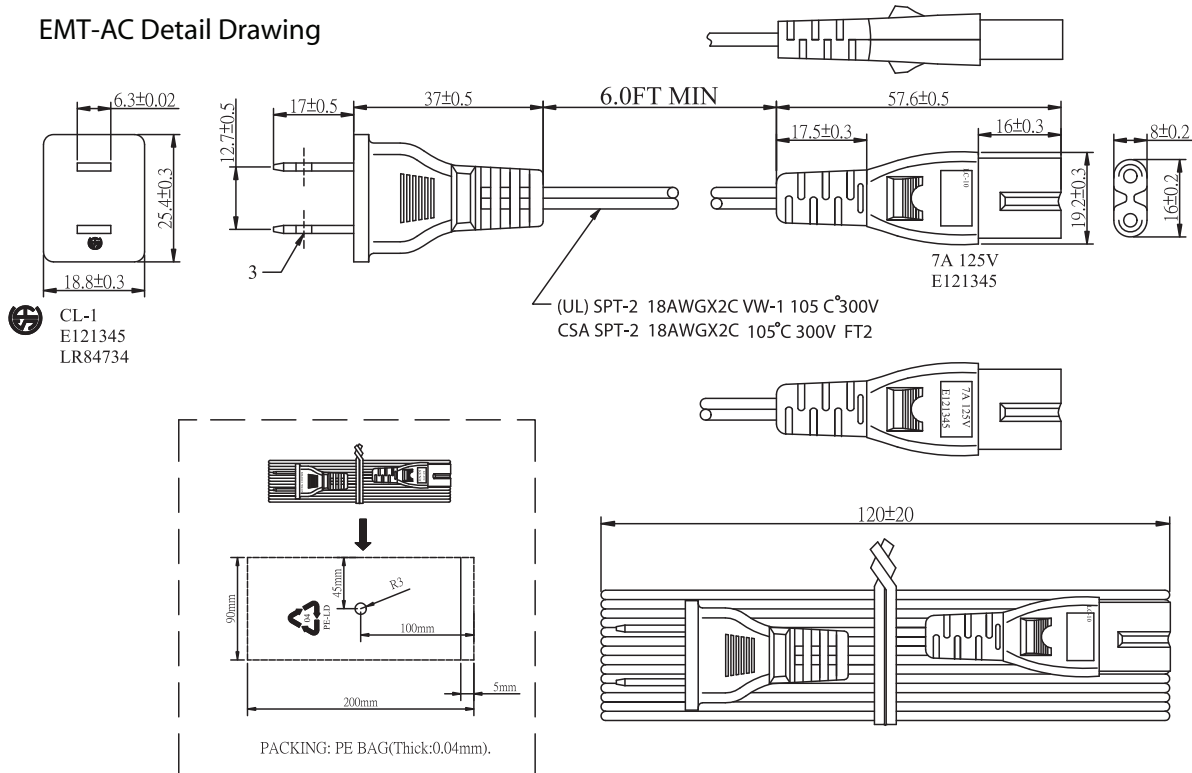
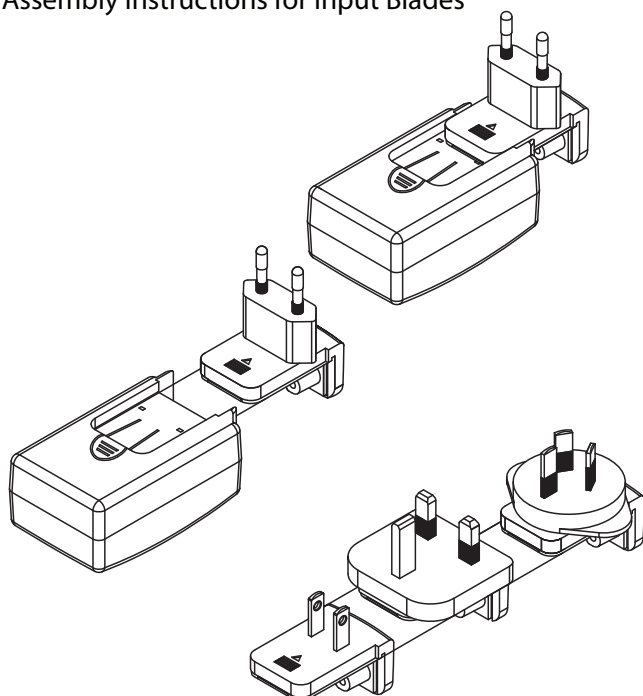


PART NUMBER: EMT150200-P5P-KH

DESCRIPTION: switching power supply base unit for use with interchangeable input blades or ac power cord

ACCESSORIES (SOLD SEPARATELY)

EMT-AC Detail Drawing


Assembly Instructions for Input Blades

WARNING!

Please do not insert the blade only.

