

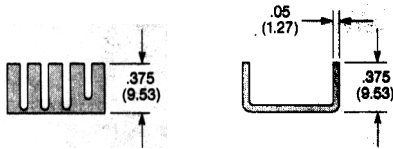
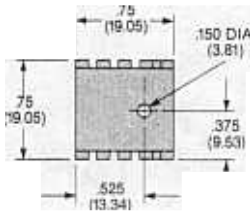

SECTION 2

HEAT DISSIPATORS FOR PLASTIC CASE, CASE-MOUNTED SEMICONDUCTORS

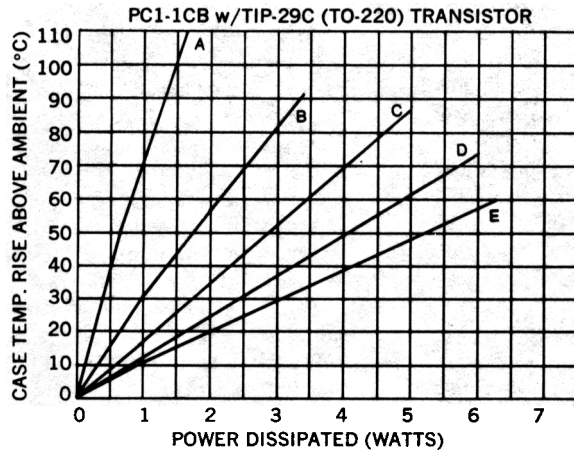
Horizontally mounted, light-weight, low-cost heat dissipators

- Accommodates all flat plastic case power semiconductors.
- Efficient design requires just .71 sq. in. of board area (PA Series) and .31" to .5" height above board.
- Larger PB Series offers greater heat dissipation, additional hole patterns, and dual semiconductor mounting capability.
- Only one mounting screw required to secure dissipators to semiconductor and circuit board.
- Most effective heat dissipator in performance/unit cost.

PC1-1CB



Dimensions are for reference use only. Contact IERC for dimensions with tolerances or standard part drawings.



DESCRIPTION OF CURVES

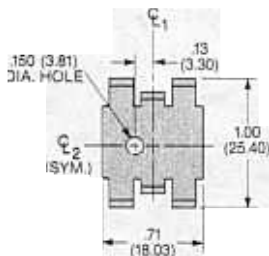

- A. N.C. Horiz. Device Only Mounted to G-10.
- B. N.C. Horiz. & Vert. With Dissipator.
- C. 200 FPM w/Diss.
- D. 500 FPM w/Diss.
- E. 1000 FPM w/Diss.

- Thermal Resistance Case to Sink is 0.9-1.1 °C/W w/Joint Compound.
- Derate 2.4 °C/watt for unplated part in natural convection only.

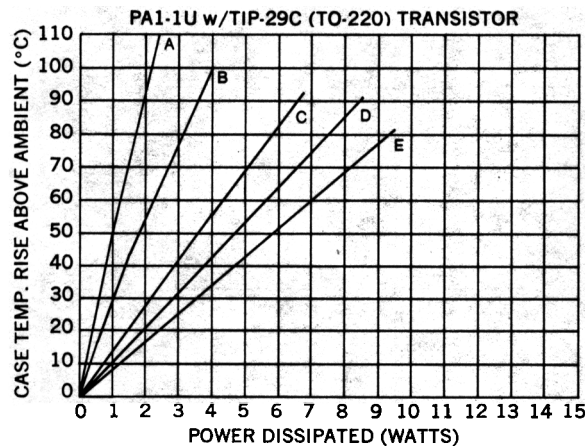
Ordering Information

Unplated	IERC PART NO.		Semiconductor Accommodated	Max. Weight (Grams)
	Comm'l. Black Anodize	Mil. Black Anodize		
PC1-1U	PC1-1CB	PC1-1B	TO-126, TO-127, TO-220	1.9

PA1 Series



Dimensions are for reference use only. Contact IERC for dimensions with tolerances or standard part drawings.



DESCRIPTION OF CURVES

- A. N.C. Horiz. Device Only Mounted to G-10.
- B. N.C. Horiz. & Vert. With Dissipator.
- C. 200 FPM w/Diss.
- D. 500 FPM w/Diss.
- E. 1000 FPM w/Diss.

- Thermal Resistance Case to Sink is 0.9-1.1 °C/W w/Joint Compound.
- Uprate 2.4 °C/watt for black part in natural convection only.
- Derate 0.6 °C/watt for Insulube® part in natural convection only.

Ordering Information

Unplated	IERC PART NO.			Semiconductor Accommodated	Max. Weight (Grams)
	Com'l. Black Anodize	Mil. Black Anodize	Insulube® 448		
PA1U PA1-1U	PA1CB PA1-1CB	PA1B PA1-1B	PA1 PA1-1	Undrilled TO-126, TO-127, TO-220	2.0 2.0

Note: See page iv for other finishes.