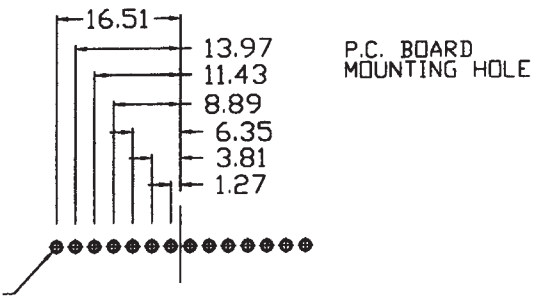
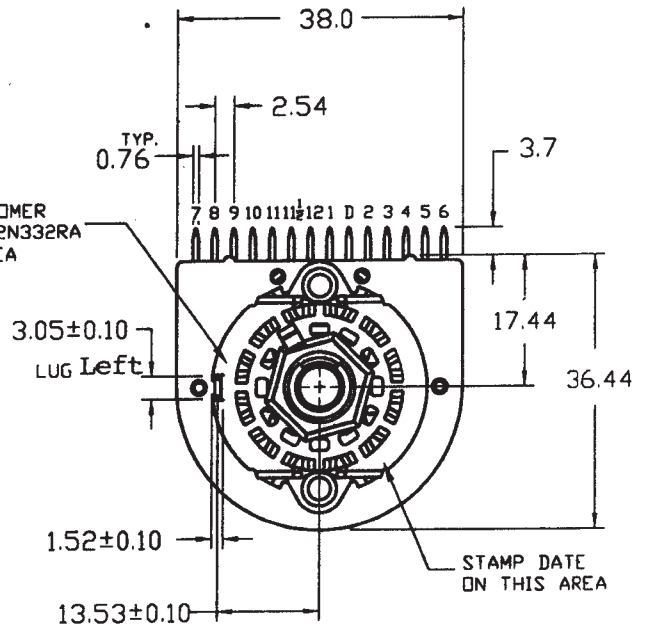


STAMP CUSTOMER
P/N 212P0112N332RA
ON THIS AREA



P.C. BOARD
MOUNTING HOLE

POSITION:		12					
POSITION	CHECK BETWEEN TERMINALS	OPEN	CLOSED	POSITION	CHECK BETWEEN TERMINALS	OPEN	CLOSED
11	11 ¹ / ₂ - 5	X					
10	11 ¹ / ₂ - 4	X					
9	11 ¹ / ₂ - 3	X					
8	11 ¹ / ₂ - 2	X					
7	11 ¹ / ₂ - 1	X					
6	11 ¹ / ₂ - 12	X					
5	11 ¹ / ₂ - 11	X					
4	11 ¹ / ₂ - 10	X					
3	11 ¹ / ₂ - 9	X					
	11 ¹ / ₂ - 8	X					
2	11 ¹ / ₂ - 7	X					
	11 ¹ / ₂ - AD	X					
1	11 ¹ / ₂ - 7	X		12	11 ¹ / ₂ - 6		X
POSITION	CHECK BETWEEN TERMINALS	OPEN	CLOSED	POSITION	CHECK BETWEEN TERMINALS	OPEN	CLOSED

CIRCUIT CONNECTIONS

NOTES :

- PRINT IS ACCORDING TO JIT SUPPLY P/N 212P0112N332RA
- LOCK WASHER & MOUNTING NUT MUST BE SHIPPED SEPARATELY (UNASSEMBLED) FROM SELECTOR SWITCH
LOCKWASHER P/N 1220A
MOUNTING NUT P/N 45T-3
ADJUST STOP P/N 215-33-003-01-53
- STOPS MUST BE LOCATED ON POSITION 11 ONLY
- WAFER CONFORM TO 212-95-P02-00-00
- FOR ADDITIONAL REQUIREMENTS SEE CTS ENG.
SPEC #EN-SPE-212001

UNIT : MM

CTS COMPONENTS TAIWAN LTD.
KAOHSIUNG, TAIWAN, ROC

CAD LIST : ACAD(A)-RDC-227
FILE NAME : BM06042

PART NO.	212P0112N332RA	REV	CUSTOMER :	DIGI-KEY
SCALE :	N/A	TOLERANCE UNLESS OTHERWISE SPECIFIED	DRAWN BY :	C.E.Chen
CTS TYPE :	212-T212-1	.X (1 PLACE) : ± 0.2 .XX (2 PLACE) : ± 0.05 ANGLE : ± 1.0°	CHECKED BY :	<i>[Signature]</i>
			APPROVED BY :	<i>[Signature]</i>
			ISSUED DATE :	08/15/06

CTS COMPONENTS TAIWAN, LTD.

ENGINEERING SPECIFICATION		SPEC NO. EN-SPE-212001A
SPECIFICATION : 212 SERIES SELECTOR SWITCH	DATE 03-19-02'	PAGE OF 1 OF 2

1.0 GENERAL :

- 1.0 THIS SPECIFICATION APPLIES TO THE SELECTOR SWITCH 212 SERIES
(ROTARY TYPE) STANDARD AND CUSTOMER CONFIGURATION
- 1.1 OPERATING TEMPERATURE RANGE : -20 °C TO +110 °C
- 1.2 STORAGE TEMPERATURE RANGE : -20 °C TO +110 °C

2.0 MECHANICAL CHARACTERISTICS :

- 2.1 INDEXING : DOUBLE BUMP SPRING HILL AND VALLEY DETENT WITH 30°
INDEXING FOR 2 THROUGH 12 POSITIONS OR CONTINUOUS ROTATION
- 2.2 DETENT ROTATIONAL LIFE : 25,000 CYCLES THRU 12 POSITIONS AND RETURN
AT 10 CYCLES PER MINUTE

TORQUE : AS REQUIRED UP TO 48 inch. oz (3.4 kg-cm)

- 2.3 STOP STRENGTH :
STANDARD : 15 inch-lbs (17 kg-cm)

- 2.4 MATERIAL :
SHAFT :
 ALUM BRASS BRASS WITH NI-PLATED
 BRASS WITH ZINC PLATED _____

- BUSHING :
 BRASS WITH NI-PLATED BRASS WITH ZINC PLATED
 BRASS _____

DETENT SPRING : STAINLESS STEELS ,OR SPRING BRASS DEPENDING ON TORQUE REQUIREMENT.

DETENT PLATE : STEEL

CONTACT : SILVER PLATED PHOSOPHER BRONZE

TERMINAL : SILVER PLATED BRASS STANDARD

STATOR : GLASS REINFORCED PPA UL FLAME CLASS 94V-0

ROTOR AND ROTOR COVER : NYLON 66 UL FLAME CLASS 94V-2

A	ITEM 4.0 ADDED	08-02-05	SM				
0	RELEASED	03-19-02	ML				
SYM	REVISION	DATE	BY	SYM	REVISION	DATE	BY

WRITTEN BY : S.M.TSAI REVIEWED BY : H.Y.LIN APPROVED BY : T.J.LEE	CUSTOMER : GENERAL DISTRIBUTION :
---	--

CTS COMPONENTS TAIWAN, LTD.

ENGINEERING SPECIFICATION		SPEC NO. EN-SPE-212001A
SPECIFICATION : 212 SERIES SELECTOR SWITCH	DATE 03-19-02'	PAGE OF 2 OF 2

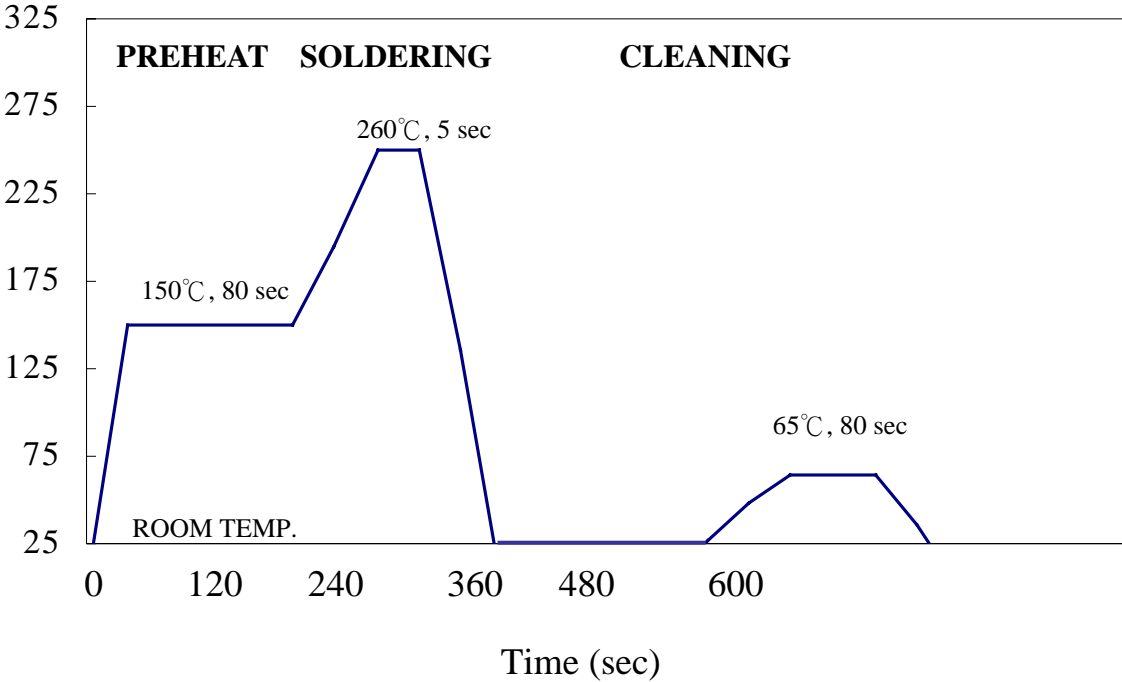
3.0 ELECTRICAL CHARACTERISTICS :

- 3.1 CONTACT RESISTANCE : 0.015 OHMS MAX MEASURED FROM ONE TERMINAL TO AN ADJACENT TERMINAL. (WHEN IS NOT ADJACENT, UP TO 180° APART, WILL MEASURE MUCH HIGHER DUE TO THE EXTRA METAL IN THE CIRCUIT) . THE CIRCUIT RESISTANCE CHECK MEASURE ALL THE METAL IN THE CIRCUIT.
- 3.2 CONTACT LIFE : ROTATION THROUGH 12 POSITIONS AND RETURN WITHOUT APPRECIABLE RISE IN CONTACT RESISTANCE
UNLOADED : 50,000 CYCLES
LOADED (RESISTIVE) : 10,000 CYCLES
- 3.3 RATING :
¾ AMP @ 125 VAC
¼ AMP @ 250 VDC (SHORTING TYPE ONLY)
½ AMP @ 125 VDC (SHORTING TYPE ONLY)
¼ AMP @ 28 VDC (SPECIAL RATING)
- 3.4 HI POT TEST :
BETWEEN ADJACENT 15 DEG. CIRCUITS : 750 VAC RMS FOR 1 MINUTE
BETWEEN GROUND AND NEAREST TERMINAL : 1500 VAC FOR 1 MINUTE
THE TEST VOLTAGE SHALL BE APPLIED BETWEEN ALL EVEN-NUMBERED CONTACTS TIED TOGETHER AND ALL ODD-NUMBERED CONTACTS TIED TOGETHER AND BETWEEN EACH OF THIS GROUP AND THE SWITCH FRAME FOR EACH SWITCH.

4.0 RoHS COMPLIANCE : THIS PART IS COMPLIANT WITH EU RoHS DIRECTIVE.

SYM	REVISION	DATE	BY	SYM	REVISION	DATE	BY
WRITTEN BY : S.M.TSAI				CUSTOMER : GENERAL			
REVIEWED BY : H.Y.LIN				DISTRIBUTION :			
APPROVED BY : T.J.LEE							

212 SOLDERING PROCESS



1. The temperature is referring to PC board, soldering or cleaning water temperature.