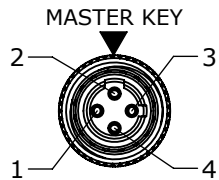
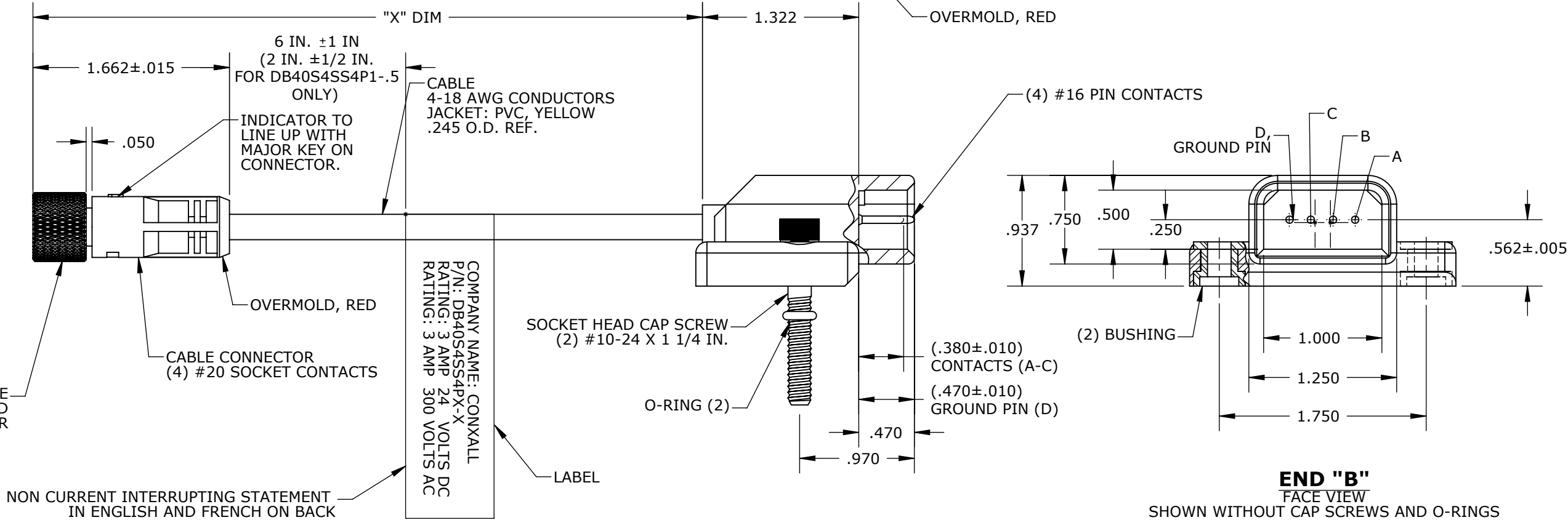
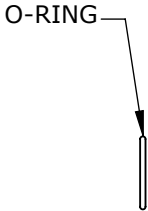


- NOTES:
1. FINISHED PRODUCT 3 FEET AND SHORTER TO BE BUNDLED
FINISHED PRODUCT OVER 3 FEET TO BE COILED
FOR PART NUMBER SEE TABLE
ALL DIMENSIONS ARE REFERENCE UNLESS OTHERWISE SPECIFIED
 2. OVERMOLD BOOT MATERIAL: POLYURETHANE WITH RED COLORANT, TYP BOTH ENDS
 3. ELECTRICAL RATINGS: 3 AMPS, 300 VOLTS AC
3 AMPS, 24 VOLTS DC
 4. ELECTRICAL TEST:
a) 100% CONTINUITY TEST
b) AT CELL SET-UP AND SAMPLING:
HI-POT @ 1500V DC EACH CONTACT AGAINST ALL OTHERS AND GROUND.



END "A"
FACE VIEW

COUPLING NUT, FEMALE
1/2-20 UNF-2B THREAD
WITH ANTI-VIBRATION WASHER



PART NO.	"X" DIM
DB40S4SS4P1-1	1 FT ±1 IN.
DB40S4SS4P1-2	2 FT ±2 IN.
DB40S4SS4P1-3	3 FT ±2 IN.
DB40S4SS4P1-4	4 FT ±2 IN.
DB40S4SS4P1-6	6 FT ±2 IN.
DB40S4SS4P1-12	12 FT ±4 IN.
DB40S4SS4P1-	

LENGTH
IN FEET

CUSTOMER APPROVAL

THIS DOCUMENT CONTAINS CONFIDENTIAL
INFORMATION PROPRIETARY TO CONXALL
CORPORATION. ANY REPRODUCTION,
DISCLOSURE, OR USE OF THIS
DOCUMENT /INFORMATION IS EXPRESSLY
PROHIBITED UNLESS AUTHORIZED IN
WRITING BY CONXALL CORPORATION.

APPROVED BY: _____
DATE: _____

D	PD	08-10-11	UPDATED MANUFACTURING DRAWING PER ECR 7934	
C	BZ	01-12-11	UPDATED MANUFACTURING DRAWING PER ECR 7734	
B	BZ	11-17-09	UPDATED MANUFACTURING DRAWING PER ECR 7305	
A	BZ	04-22-09	DRAWING CREATED PER DOR 09-1230JT-1	
REV.	INIT.	DATE	DESCRIPTION	
ALL INFORMATION ILLUSTRATED IS THE PROPERTY OF "CONXALL CORPORATION." UNAUTHORIZED DUPLICATION OR DISTRIBUTION OF THIS DOCUMENT IS PROHIBITED.			ORIG. DRAWN BY: BZ	DATE: 04-03-09
ALL UNITS ARE IN FEET, INCHES, FRACTION OF INCHES AND DECIMALS.			CHECKED BY:	
			APPROVED BY:	
			SCALE: NTS	SIZE: B
			SHEET: 1 OF 1	
			FILE: DB40S4SS4P1-XFAM	DIRECTORY: SLW
			TITLE: CABLE ASSEMBLY (RED) SOCKET CABLE CONNECTOR WITH DIE BLOCK MICRO-MIZER CUSTOMER: STANDARD PRODUCT	
			PART NUMBER: DB40S4SS4P1-XFAM	REV D

WIRE COLOR CODE, END "A"				WIRE COLOR CODE, END "B"			
POS. 1	POS. 2	POS. 3	POS. 4	POS. A	POS. B	POS. C	POS. D
RED/BLK	RED/WHT	RED	GRN	RED/BLK	RED/WHT	RED	GRN