

# SMD Schottky Barrier Diode



## CDBP00340 (RoHS Device)

**Reverse Voltage: 30 Volts**

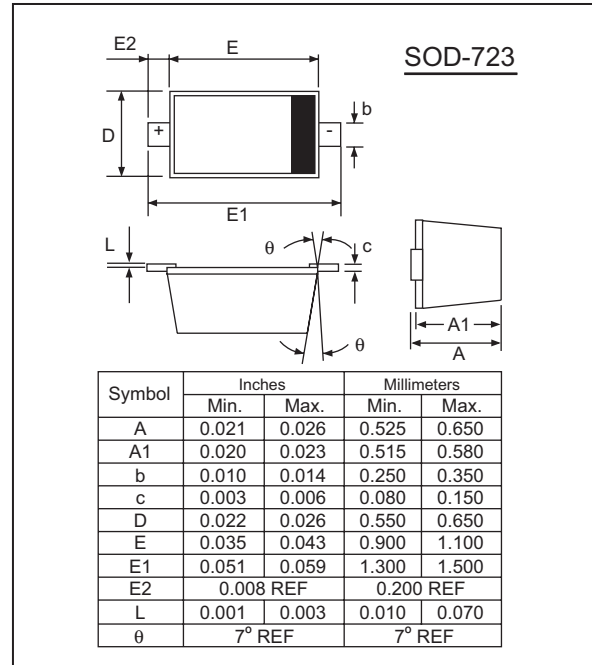
**Forward Current: 30 mA**

### Features:

- Small Surface Mounting Type
- High Reliability
- Low Reverse Current and Low Forward Voltage

### Mechanical Data:

- Case: Molded plastic SOD-723
- Terminals: Solderable per MIL-STD-750, Method 2026.1.
- Polarity: Indicated by cathode band.
- Mounting position: Any.
- Marking: F



### Maximum Ratings (at T<sub>A</sub>=25°C unless otherwise specified)

Parameter	Symbol	Limits	Unit
Peak reverse voltage	V <sub>RM</sub>	40	V
DC reverse voltage	V <sub>R</sub>	30	V
Mean rectifying current	I <sub>O</sub>	30	mA
Peak forward surge current	I <sub>FSM</sub>	200	mA
Junction temperature	T <sub>j</sub>	125	°C
Storage temperature	T <sub>stg</sub>	-40~+125	°C

### Electrical Ratings (at T<sub>A</sub>=25°C unless otherwise specified)

Parameter	Symbol	Min.	Typ.	Max.	Unit	Conditions
Forward voltage	V <sub>F</sub>			0.37	V	I <sub>F</sub> =1mA
Reverse current	I <sub>R</sub>			0.5	μA	V <sub>R</sub> =30V
Capacitance between terminals	C <sub>T</sub>		2		pF	V <sub>R</sub> =1V, f=1MHz



## CDBP00340 (RoHS Device)

### Electrical Characteristic Curves

Fig. 1 Forward Characteristics

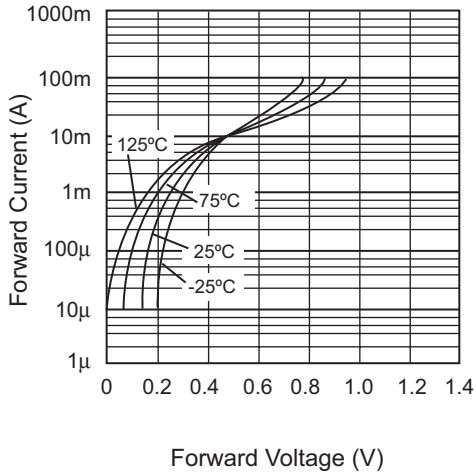


Fig. 2 Reverse Characteristics

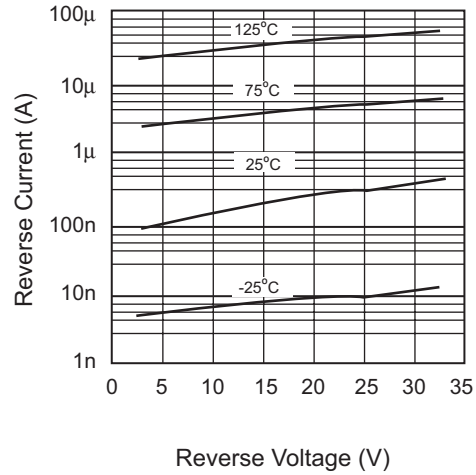


Fig. 3 Capacitance between Terminals

