REVISION HISTORY				
ZONE	REV	DESCRIPTION	DATE	BY
ALL	N/C	INITIAL RELEASE	08/03/2013	RR

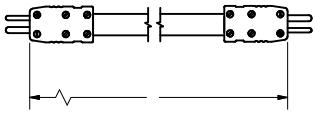

TC-K-01-CA003
TC-K-01-CA006
TC-K-01-CA012

NUMBER OF CONDUCTORS — LENGTH IN FEET

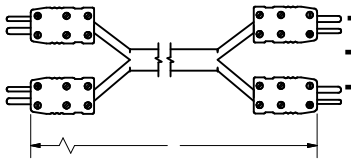

TC-K-02-CA003
TC-K-02-CA006
TC-K-02-CA012

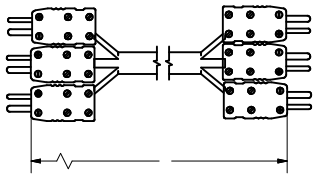

TC-K-03-CA003
TC-K-03-CA006
TC-K-03-CA012

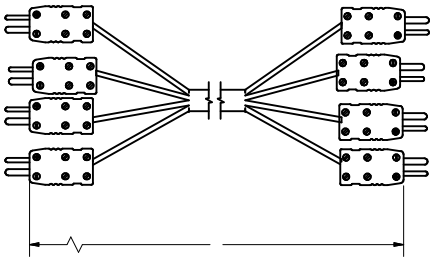

TC-K-04-CA003
TC-K-04-CA006
TC-K-04-CA012

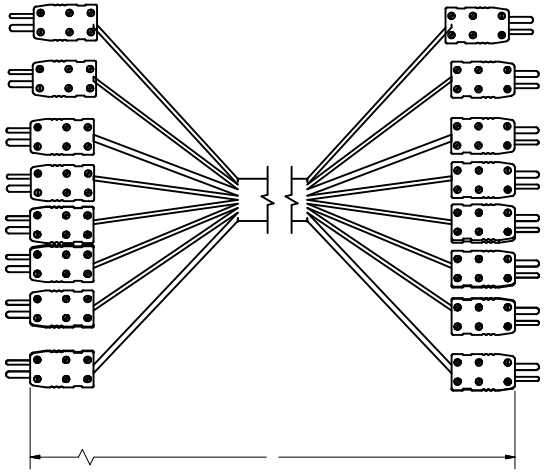

TC-K-08-CA003
TC-K-08-CA006
TC-K-08-CA012

NOTES, UNLESS OTHERWISE SPECIFIED:

1 INSTALL CONNECTORS AS REQUIRED

2 STRIP AND TIN PER IEC-J-STD-001

3 USE STRAIN RELIEF AS REQUIRED

4 CONDUCTORS: ULTRA FLEXIBLE, FINELY STRANDED, CHROMEL AND ALUMEL

5 MINIMUM BEND RADIUS: 6X CABLE HEIGHT FOR INTERMEDIATE FLEX; 10X CABLE HEIGHT FOR CONTINUOUS FLEX

6 OUTER JACKET DUROMETER RATING: 65 (SHORE A)

7 CABLE TEMPERATURE RATING: -65°C TO +260°C
ASSEMBLY TEMPERATURE RATING: -29°C TO +220°C

8 OUTER JACKET DIELECTRIC STRENGTH: 450 VOLTS/MILS (17.7 kv/mm)

9 *OR EQUIVALENT

THERMOCOUPLE TYPE "K", TC-K-01 BILL OF MATERIALS				
FN	QTY	DESCRIPTION	PART NUMBE	MFG
1	A/R	CICOIL CABLE	589R101-1	CICOIL
2	2	THERMOCOUPLE CONNECTOR	SMPW-CC-K-M *	OMEGA

THERMOCOUPLE TYPE"K", TC-K-02 BILL OF MATERIALS				
FN	QTY	DESCRIPTION	PART NUMBE	MFG
1	A/R	CICOIL CABLE	589R101-2	CICOIL
2	4	THERMOCOUPLE CONNECTOR	SMPW-CC-K-M*	OMEGA

THERMOCOUPLE TYPE "K", TC-K-03 BILL OF MATERIALS				
FN	QTY	DESCRIPTION	PART NUMBE	MFG
1	A/R	CICOIL CABLE	589R101-3	CICOIL
2	6	THERMOCOUPLE CONNECTOR	SMPW-CC-K-M*	OMEGA

THERMOCOUPLE TYPE "K", TC-K-04 BILL OF MATERIALS				
FN	QTY	DESCRIPTION	PART NUMBE	MFG
1	A/R	CICOIL CABLE	589R101-4	CICOIL
2	8	THERMOCOUPLE CONNECTOR	SMPW-CC-K-M*	OMEGA

THERMOCOUPLE TYPE "K", TC-K-08 BILL OF MATERIALS				
FN	QTY	DESCRIPTION	PART NUMBER	MFG
1	A/R	CICOIL CABLE	589R101-8	CICOIL
2	16	THERMOCOUPLE CONNECTOR	SMPW-CC-K-M*	OMEGA

THESE DRAWINGS AND SPECIFICATIONS ARE THE PROPERTY OF CICOIL LLC AND ARE ISSUED IN STRICT CONFIDENCE AND SHALL NOT BE REPRODUCED OR COPIED OR USED AS THE BASIS FOR THE MANUFACTURE OR SALE OF EQUIPMENT WITHOUT PERMISSION.

DASH NO	QTY REQD	NEXT ASSEMBLY	FINAL ASSEMBLY

APPLICATION

VIEW PROJECTION

STANDARD TOLERANCES UNLESS OTHERWISE NOTED

DIMENSIONS ARE IN INCHES
.X+/- 0.5
.XX+/-0.05
.XXX+/-0.005
ANGLES +/- 5 DEG
[MM]

MATERIAL:

DO NOT SCALE DRAWING

	SIGNATURE	DATE
DRAWN:	rruiz	9/3/2013
CHECK	JOHN PALAHNUK	9/3/2013
ENGINEER	JOHN PALAHNUK	9/3/2013

CICOIL® The Clear Choice
24960 AVENUE TIBBITTS, VALENCIA, CA 91355 www.cicoil.com 661-295-1295

TITLE: THERMOCOUPLE TYPE "K"

CAGE CODE	SIZE	DRAWING NUMBER	REVISION
19476		TC-K-0X-CAXXX	N/C

SCALE | FILE: TC-K-0X (C).idw | SHEET 1 OF 3