

# C&K DA Series Miniature Single Pole Rocker Switches

## Features/Benefits

- Nice actuator styling with multiple options
- Guards to prevent accidental actuation
- Momentary and maintained functions
- IP65 splash proof rubber boot option

## Typical Applications

- Small appliances
- Computers and peripherals
- Medical instrumentation



## Specifications

### CONTACT RATING:

UL/CSA: 16 AMPS @ 125 VAC, 1/3 HP;

10 AMPS @ 250 VAC, 1/2 HP.

VDE: 10 AMPS @ 125 VAC, 6 AMPS @ 250 VAC.

ELECTRICAL LIFE: 10,000 make and break cycles at full load.

INSULATION RESISTANCE:  $10^8 \Omega$  min.

DIELECTRIC STRENGTH: 1,500 VRMS @ sea level.

## Materials

HOUSING AND ACTUATOR: 6/6 nylon (UL94V-2), black, matte finish.

ILLUMINATED ACTUATOR: Polycarbonate, matte finish.

CENTER CONTACTS: Silver plated, copper alloy.

END CONTACTS: Silver plated AgSnO<sub>2</sub>InO<sub>3</sub>.

ALL TERMINALS: Silver plated, copper alloy.

**NOTE:** Specifications and materials listed above are for switches with standard options. For information on specific and custom switches, consult Customer Service Center.

## Build-A-Switch

To order, simply select desired option from each category and place in the appropriate box. Available options are shown and described on pages 4 thru 6. For additional options not shown in catalog, consult Customer Service Center.










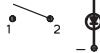
Switch Function	Actuator	Actuator Color	Mounting Style/Color	Termination	Actuator Marking	Contact Rating	Lamp Rating
<b>DA101</b> SPDT On-None-On <b>DA102</b> SPST On-None-Off <b>DA103</b> SPDT On-Off-On <b>DA12 *</b> SPST On-None-Off	<b>J1</b> Rocker <b>J2</b> Two-tone rocker <b>J3</b> Illuminated rocker <b>J4</b> Circle, illuminated rocker <b>J5</b> Oval, illuminated rocker	<b>2 (STD.)</b> Black <b>1</b> White <b>3</b> Red <b>R</b> Red, illuminated <b>A</b> Amber, illuminated <b>G</b> Green, illuminated	<b>S2 (STD.)</b> Snap-in, black <b>S1</b> Snap-in, white <b>B2</b> Recessed snap-in bracket, black <b>G2</b> Guard, black	<b>15 (STD.)</b> .187" quick connect <b>17</b> Solder lug <b>02</b> Thru-hole <b>A</b> Right angle	<b>(NONE) (STD.)</b> No marking <b>D</b> ON-OFF <b>H</b> "O I" - international ON-OFF <b>N</b> Large dot <b>P</b> "O -" international ON-OFF	<b>QF (STD.)</b> Silver	<b>(NONE) (STD.)</b> No lamp <b>6</b> LED <b>7</b> 125 VAC neon <b>8</b> 250 VAC neon

\* DA12 - for switches with both marking and illumination

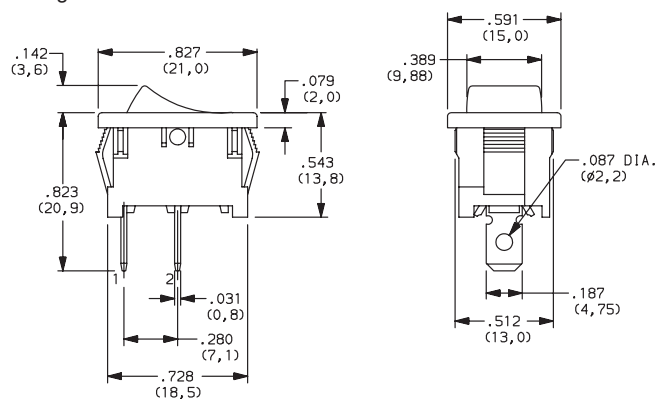


## C&K DA Series Miniature Single Pole Rocker Switches

**SWITCH FUNCTION** 

NO. POLES	MODEL NO.	SWITCH FUNCTION			CONNECTED TERMINALS			SCHEMATIC
								
		C&K marking on opposite side			C&K marking on opposite side			
SP	DA101	ON	NONE	ON	2-3	N/A	2-1	
	DA102	ON	NONE	OFF				 OR  For 7 & 8 Illuminated Versions Only
	DA103	ON	OFF	ON				
	DA12 *	ON	NONE	OFF				For 6 Illuminated Versions Only

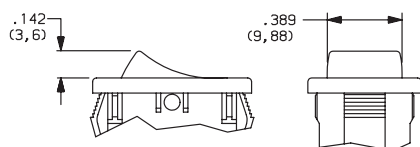
\* DA12 - for switches with both marking and illumination



**ACTUATOR** 

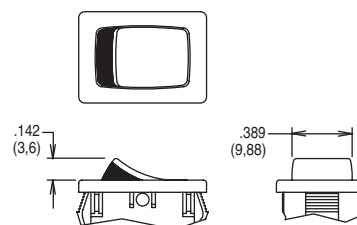
**J1** ROCKER

### J3 ILLUMINATED ROCKER



**NOTE:** J3 actuator available with DAX02 switch functions only.

**J2** TWO-TONE ROCKER



**NOTE:** Available with DA102 switch function and P actuator marking only.



Cannon

Dimensions are shown: Inch (mm)  
Dimensions subject to change

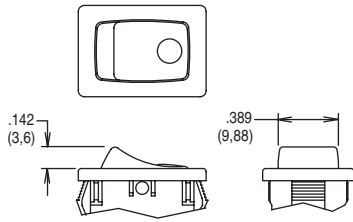
[www.ittcannon.com](http://www.ittcannon.com)



# C&K DA Series Miniature Single Pole Rocker Switches

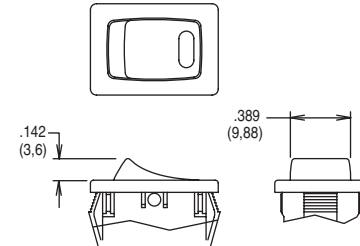
## ACTUATOR

### J4 CIRCLE, ILLUMINATED ROCKER



**NOTE:** Available with DA102 switch function and 7 & 8 lamp ratings only.

### J5 OVAL, ILLUMINATED ROCKER



**NOTE:** Available with DA102 switch function and 6 lamp rating only.

## ACTUATOR COLOR

OPTION CODE	ACTUATOR COLOR
<b>2</b>	(STD.) BLACK
<b>1</b>	WHITE
<b>3</b>	RED
<b>R</b>	RED, ILLUMINATED
<b>A</b>	AMBER, ILLUMINATED
<b>G</b>	GREEN, ILLUMINATED

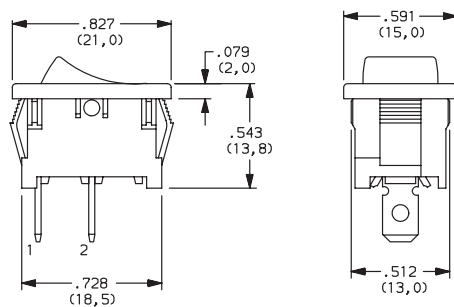
OPTION CODE	ACTUATOR COLOR	
	TOP	BOTTOM
<b>1</b>	WHITE	RED
<b>2</b>	WHITE	BLACK
<b>3</b>	RED	WHITE
<b>4</b>	BLACK	WHITE
<b>5</b>	BLACK	RED

J2 actuator only

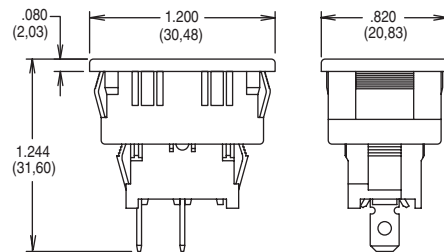
## MOUNTING STYLE/COLOR

### S2 (STD.) SNAP-IN, BLACK

### S1 SNAP-IN, WHITE

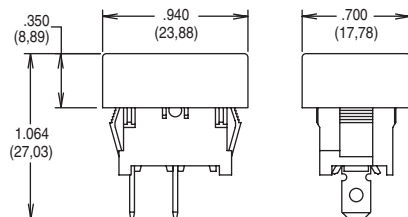


### B2 RECESSED SNAP-IN BRACKET, BLACK



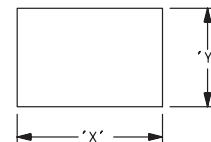
**NOTE:** Available with DA10X switch functions only.

### G2 GUARD, BLACK



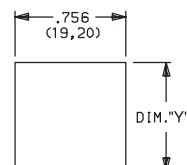
**NOTE:** Available with DA10X switch functions only.

### S2, S1 & G2 PANEL MOUNTING



PANEL THICKNESS	"X"	"Y"
0.030-0.049 (0,75-1,25)	0.756-.004 (19,2-0,1)	0.512+.004 (13,0+0,1)
0.049-0.079 (1,25-2,0)	0.764-.004 (19,4-0,1)	0.512+.004 (13,0+0,1)
0.079-0.118 (2,0-3,0)	0.779-.004 (19,8-0,1)	0.512+.004 (13,0+0,1)

### B2 PANEL MOUNTING



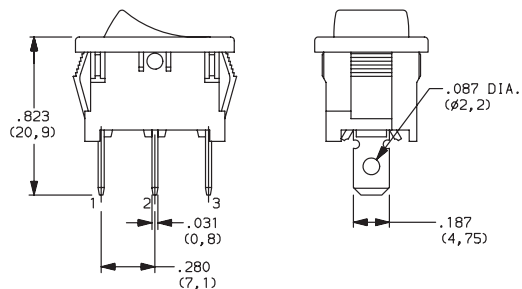
PANEL THICKNESS	"Y"
0.030-0.049 (0,75-0,25)	1.068 (27,13)
0.049-0.079 (1,25-2,0)	1.076 (27,33)
0.079-0.118 (2,0-3,0)	1.092 (27,74)



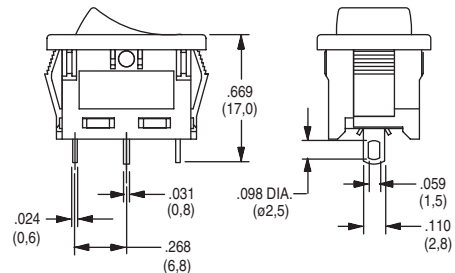
# C&K DA Series Miniature Single Pole Rocker Switches

## TERMINATION

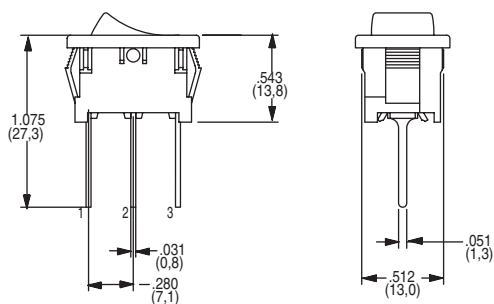
### 15 (STD.) .187" QUICK CONNECT



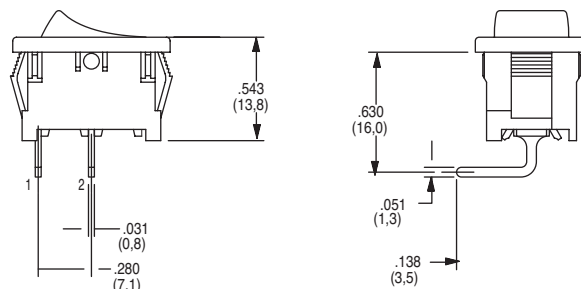
### 17 SOLDER LUG



### 02 THRU-HOLE



### A RIGHT ANGLE



## ACTUATOR MARKING

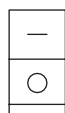
### NONE (STD.) NO MARKING



### D ON-OFF



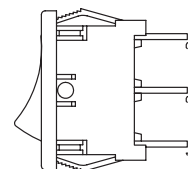
### H O I



### N LARGE DOT



### P O -



NOTE: Orientation of actuator marking and terminals.

## CONTACT MATERIAL

OPTION CODE	CONTACT AND TERMINAL MATERIAL	RATINGS	
<b>QF</b> (STD.)	SILVER	POWER	16 AMPS @ 125 VAC; 1/3 HP; 10 AMPS @ 250 VAC; 1/2 HP, (UL/CSA). 10 AMPS @ 125 VAC, 6 AMPS @ 250 VAC (VDE)

## LAMP RATING

### (NONE) (STD.) NO LAMP

### 6 LED RATING @ 10 mA $V_F=1.85V$

### 7 125 VAC 33kΩ NEON

### 8 250 VAC 150kΩ NEON



# C&K DA Series Miniature Single Pole Rocker Switches

## ACCESSORIES

**216C00000** IP65 SPLASH PROOF RUBBER BOOT

