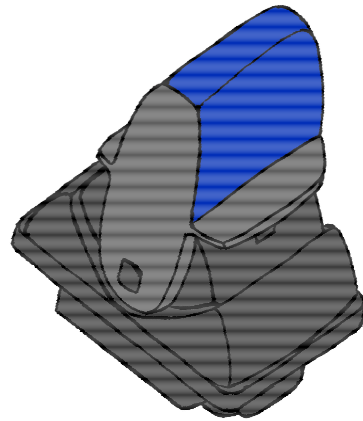


Analog Rocker – AR5 (Fingertip)



AR5



Example AR5 solution
(showing custom lever)

DTCs AR5 Analog Rocker has been developed to provide the reliability required in demanding environments - such as dashboards or armrest controls - for heavy duty industrial and off-road applications.

The unique design makes the rocker module an ideal proportional function solution for off-road machinery for cost-effective custom designs.

DTCs AR5 has been designed to simplify the customisation of fingertip rockers in an off-road vehicle application.

Main Features

- Design allows for usage of longer levers
- Contactless sensing – Hall effect
- Rocker life > 2 million cycles
- Optional detent / over travel, life > 200K cycles; optional latching, life > 100K cycles
- Single sensor - optional second sensor for redundancy
- Integrated temperature compensation
- Short circuit protection
- Ideal solution for fingertip rocker designs

Electrical Data		
Supply Ratings	Voltage range DC current	9V ... 30V or 5.0 V ± 5% 50 mA at 24V
Voltage Output	Output 1 Output 2*	0.5V ... 4.5V at 5Vcc 4.5V ... 0.5V at 5Vcc Output proportional to Vcc
Total error		< 10%
Output current		1 mA max.
Other electrical Characteristics	EMI	> 100 V/m
Mechanical Data		
Life:	- rocker - detent / overtravel - latching	> 2 million cycles > 200k cycles > 100k cycles
Operating temperature	- Storage - Working	- 40°C to 85°C - 40°C to 85°C
Operating force		4-6 N
Vertical load maximum		30 N
Protection Level		IP 65
Rocker deflection angle		± 40° max.

* for redundant version

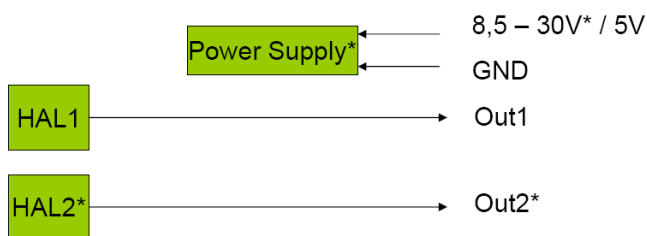
Custom modifications

- Deflection angle
- Detent
- Overtravel
- Lever design
- Redundancy

Order Code

Ordering code	1	2	3	4	5	6	7	8	9	10
Example	AR5	C	40/40	xN	D26/26	L32/32	0	V	2	00
1 Type	AR5 = analog rocker 5									
2 Lever	C = customized lever S = standard lever									
3 Deflection Angle	40/40 = ± 40° x/x = customized ± 0-40° (left/right)									
4 Operation Force	xN = operation force depends on lever									
5 Detent	-/- = no detent D26/26 = standard ± 26° detent Dx/x = customized ± x° detent									
6 Latching	-/- = no latching L32/32 = standard ± 32° latching Lx/x = customized ± x° latching									
7 Electrical supply	0 = voltage 9 ... 30 V 1 = 5 V ± 10%									
8 Output	V = voltage									
9 Sensors	1 = 1 sensor 2 = 2 sensors (for redundancy)									
10 Output Voltage Code	00 = output 1 / 0.5V ... 4.5V; 1mA output 2 / 4.5V ... 0.5V; 1mA 02 = output 1 / 0.5V ... 4.5V; 1mA 03 = output 1 / 4.5V ... 0.5V; 1mA									

Block Schematic AR5

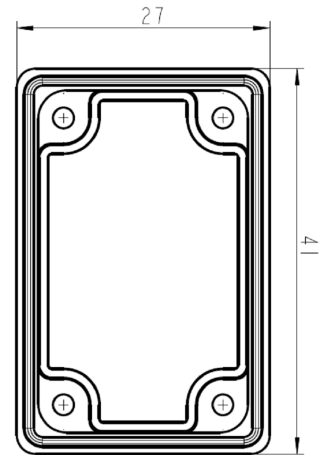
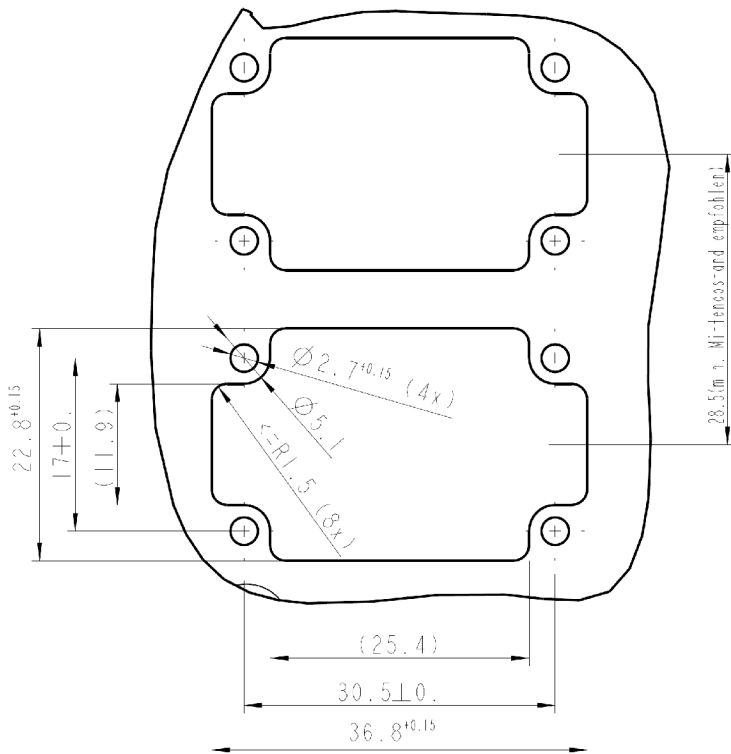
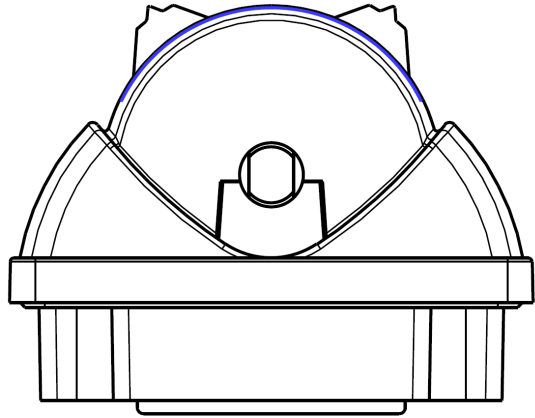
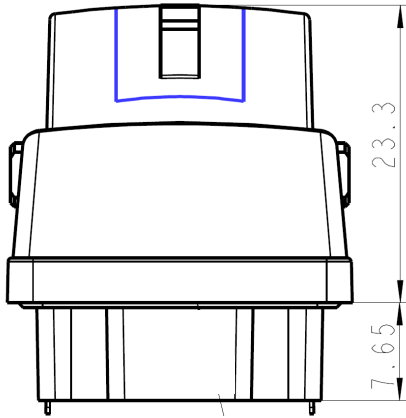


* Optional

Pin Assignment of AR5

Pin	Signal	Function 8,5 -30V	Function 5V
1	Ub *	Supply Voltage	Not connected
2	GND	Reference Ground	Reference Ground
3	Vcc *	Reserved (do not connect)	Supply Voltage
4	Out1	Output Signal	Output Signal
5	Out2*	Optional redundant Output Signal	Optional redundant Output Signal

Install dimensions



DeltaTech Controls – A CoActive Technologies Company - worldwide Facilities

With sales offices and manufacturing facilities located worldwide, please visit our website at www.deltatechcontrols.com for a complete listing and to find the office nearest to you.

France

2 Boulevard Michael Faraday
Arlington Square, Batiment B
Serris - F77716 Marne La Vallee Cedex 4
France
phone: + 33 160 24 51 51
fax: + 33 (0)3 84 69 08 97

Germany

Holzhauser Strasse 26-32
D-13509 Berlin
Germany
phone: + 49 30 43 999 0
fax: + 49 30 43 999 203

Hong Kong

Unit 901, West Tower
Shun Tak Center
168-200 Connaught Road
Central, Hong Kong
phone: + 852 2732 2720
fax: + 852 2732 2919

USA

5288 Valley Industrial Blvd. S
Shakopee, MN 55379
USA
phone: + 1 952 403 7418
fax: + 1 952 233 9707



No information and data contained in this publication shall be construed to create any liability on the part of DeltaTech Controls GmbH. Any new issue of this publication shall automatically invalidate and supersede any and all previous issues. Dimensions are subject to change without prior notice.

All Copyrights belong to DeltaTech Controls GmbH and CoActive Technologies.
All other trademarks or registered trademarks are property of their respective owners.
All data subject to change without notice. ©2007