

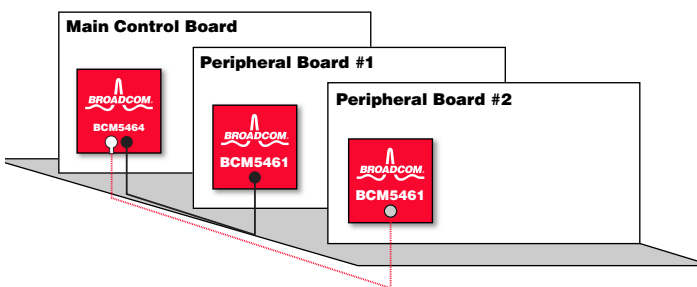
10/100/1000BASE-T GIGABIT COPPER TRANSCEIVER

FEATURES

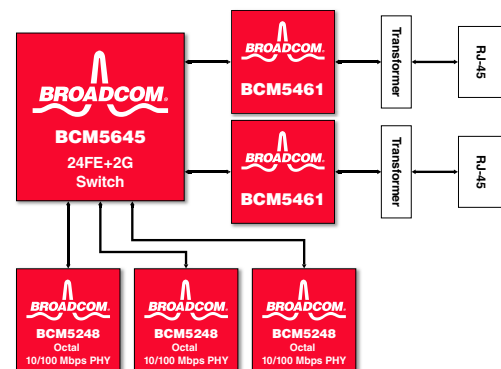
- Fully-integrated 10BASE-T/100BASE-TX/1000BASE-T Gigabit Ethernet transceiver
- GMII, RGMII, RTBI, and MII MAC Interface options
- On-chip low-voltage regulators
- Fully compliant with IEEE 802.3, 802.3u, and 802.3ab standards
- 0.13µ CMOS—low power and cost
- Low power
 - Less than 700 mW per port
 - Wake on LAN support
 - Advanced power management
- Trace matched output impedance
- Line-side loopback
- Low EMI emissions
- Cable-plant diagnostic
 - Cable-plant analyzer function detects cable plant impairments
 - Link quality indication LED
 - Automatic detection and correction of wiring pair swaps, pair skew, and pair polarity
 - Automatic MDI/MDIX crossover at all speeds
- Robust CESD tolerance
- Support for jumbo packets up to 9 KB
- IEEE 1149.1 (JTAG) boundary scan
- 128-pin MQFP, 117-pin BGA, and 100-pin FBGA packages

SUMMARY OF BENEFITS

- Simplifies system and board design.
 - Reduced I/O pin requirements with RGMII (over 50%).
 - Clock timing can be adjusted to eliminate board trace delays required by the RGMII specification.
- Provides interoperability with IEEE standard devices operating at 10, 100, and 1000 Mbps at half- and full-duplex.
- Lowers system BOM cost and simplifies system design.
- Requires no airflow or heatsink.
- Provides compliance with PCI 2.2 and PC99/PC2000.
- Eases system level debug.
- Reduces system design constraints to meet EMI emissions standards.
- Cable diagnostic function characterizes cable plant condition and immediately indicates cabling issues.
 - Prevents erroneous equipment return due to bad cable plants.
 - Prevents manufacturing fall-out due to bad cable plants.
- High CESD tolerance prevents equipment damage and return.
- Operates with larger packets for wider range of packet protocol support and improved efficiency.
- Ease of manufacturing with JTAG support, simplified power supply, and multiple MAC interfaces.

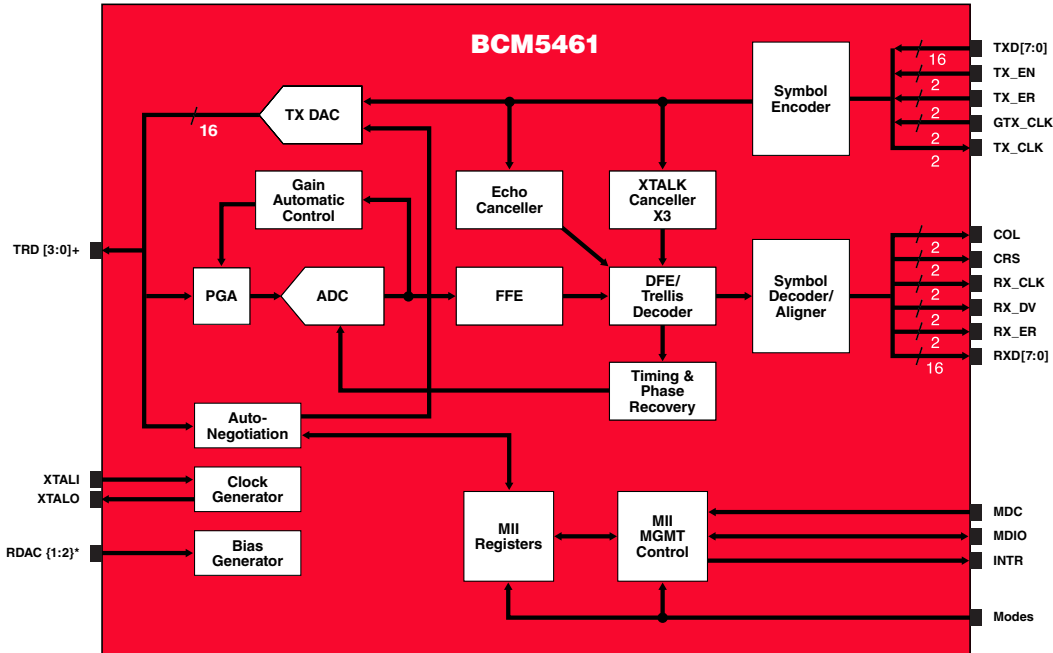


Gigabit Backplane Communication



1000BASE-T Gigabit Uplink

OVERVIEW



BCM5461 Reference Design

Gigabit Ethernet transceiver. The BCM5461 is optimized for low power and small footprint size to enable backplane and uplink applications. By lowering system cost and reducing power dissipation by nearly 30%, the BCM5461 enables a new class of cost-effective Gigabit Ethernet equipment, driving the delivery of Gigabit bandwidth to the desktop.

The BCM5461's Digital Signal Processor based architecture and advanced power management techniques combine to achieve robust and low power operation over the existing CAT 5 twisted-pair wiring. The BCM5461 architecture not only meets the requirements of 802.3, 802.3u, and 802.3ab, but maintains the industry's highest level of margin over IEEE requirements for Echo, NEXT, and FEXT. Low power is a key factor in implementing Gigabit small form factor NICs and uplinks and, at less than 700 mW per port, the BCM5461 has the industry's lowest power. For NIC applications, support for Wake on LAN enables compliance with PCI 2.2 and PC99/PC2000. Also, the BCM5461 has extremely low EMI emissions, which reduces the design constraints required to meet EMI emissions specifications.

In addition to supporting the IEEE 802.3 Standard Gigabit Media Independent Interface (GMII), the BCM5461 also supports the RGMII and RTBI interfaces. RGMII is a reduced pin-count (12 versus 25) version of the GMII, and RTBI is a reduced pin-count version of TBI utilizing standard ASIC technology. The small package, multiple MAC interfaces, and streamlined power supply lowers system cost and simplifies the system and board level design.

Broadcom®, the pulse logo, **Connecting everything®**, and the Connecting everything logo are among the trademarks of Broadcom Corporation and/or its affiliates in the United States, certain other countries and/or the EU. Any other trademarks or trade names mentioned are the property of their respective owners.

Connecting
everything®

BROADCOM CORPORATION
16215 Alton Parkway, P.O. Box 57013
Irvine, California 92619-7013

© 2006 by BROADCOM CORPORATION. All rights reserved.

5461-PB05-R 04/17/06

This device is another member of Broadcom's 0.13µm Gigabit copper PHY family, joining the BCM5404, BCM5414, BCM5421, BCM5421S, BCM5424, BCM5434, BCM5464, and BCM5464S. The 0.13µm process is the optimal process that offers the best performance, lowest cost, and lowest power for Gigabit copper solutions. Further, devices based on the 0.13µm process offers an excellent long-term cost curve, enabling better cost reduction over time, compared to older technologies, without having to redesign or requalify a new part.

The BCM5461 incorporates a number of advanced features. The link quality indicator LED provides installers with immediate visual notification of any problems with the wiring plant supporting operation at the desired speed. This includes physical wiring defects that the BCM5461 cannot automatically correct and channel conditions such as excessive cable length, and return loss, crosstalk, echo, and noise. Broadcom's cable analyzer software can be used with the device to provide remote management of the cable and first-level diagnostics and fault isolation.

The BCM5461 also has ESD tolerance that exceeds typical industry standards. This prevents ESD damage not only during manufacturing but during CESD events in the field. Cable-sourced electrostatic discharge (CESD) is an ESD event that occurs when an electrically charged network cable is plugged into a network port, an issue becoming more prevalent with contemporary cable installations.



Phone: 949-450-8700
Fax: 949-450-8710
E-mail: info@broadcom.com
Web: www.broadcom.com