

ADSL Magnetics



TM02391

- Minimum interwinding breakdown voltage of 1000 Vdc
- Operating and storage temperature range: -40° to +85° C
- Meets IEC 695, 2-2 flammability requirements
- PWB Process Capability: standard printed wiring board assembly techniques, total-immersion cleaning
- Reliability testing: shock, vibration, temperature cycling, temperature - humidity - bias

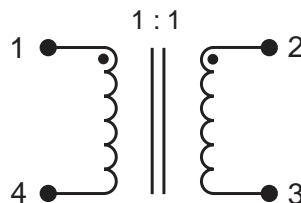
ELECTRICAL SPECIFICATIONS AT 25° C

Part Number	Turns Ratio ±2%	Inductance ¹ mH ±7.5%	Inductance ¹ mH min	Leakage Inductance ² µH max	DCR Ω max	
	(1-4) : (2-3)	(1-4)	at 90 mA DC	(1-4)	(1-4)	(2-5)
S560-6100-A1	1 : 1	2.6	2.4	5	17.5	17.5

1. Inductance measured at 10 kHz, 0.1 Vac
2. Measured at 100 kHz, 0.1 Vac

SCHEMATIC

S560-6100-A1

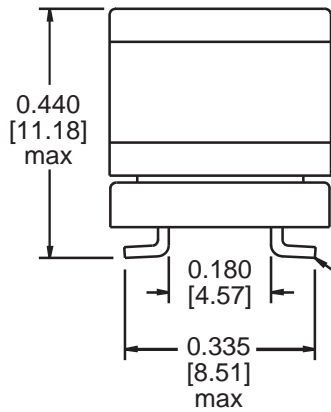
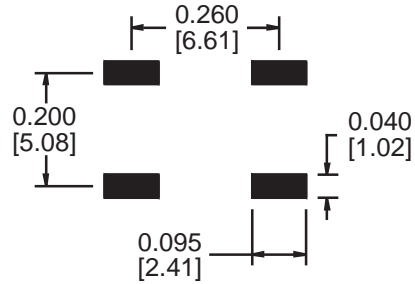
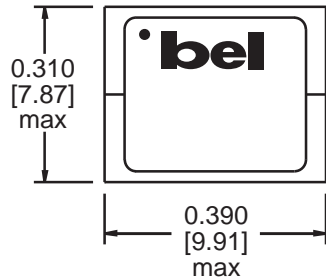


TM02391

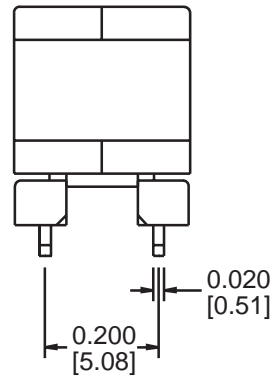
MECHANICAL

S560-6100-A1

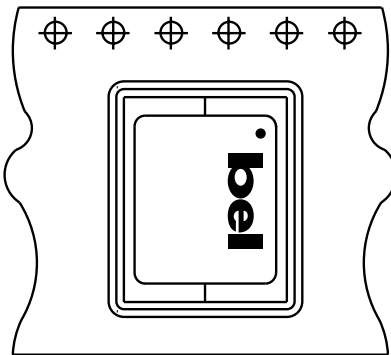
Suggested PCB Pad Layout



0.020 Sq. Pin
Phosphor Bronze
Solder Plated



Dimensions are in inches [millimeters].
Standard dimension tolerance is ± 0.005 [0.13] unless otherwise noted.



➔ User Feed Direction

Orientation of Component Inside Pocket

Tape and Reel Packaging

24 mm wide by 16 mm pitch; 13 inch OD, 4 inch ID
300 components per reel, maximum
Meets ANSI/EIA 481-2 Carrier Tape Standards

©2002 Bel Fuse Inc. Specifications subject to change without notice. 01.02

CORPORATE

Bel Fuse Inc.
206 Van Vorst Street
Jersey City, NJ 07302
Tel 201-432-0463
Fax 201-432-9542
www.belfuse.com

FAR EAST

Bel Fuse Ltd.
8F / 8 Luk Hop Street
San Po Kong
Kowloon, Hong Kong
Tel 852-2328-5515
Fax 852-2352-3706
www.belfuse.com

EUROPE

Bel Fuse Europe Ltd.
Preston Technology Management Centre
Marsh Lane, Suite G7, Preston
Lancashire, PR1 8UD, U.K.
Tel 44-1772-556601
Fax 44-1772-888366
www.belfuse.com