

Model: SCPE Series

Spring Clamp Earth Terminals

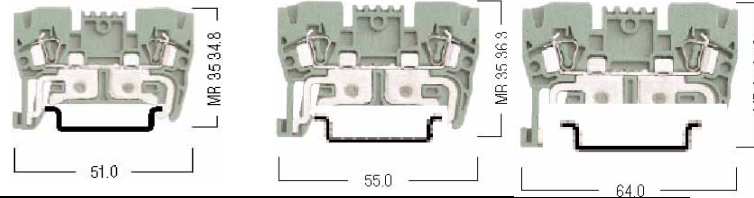
Description





Spring clamp earth terminals have the same outer dimensions as the standard SC blocks for the same cross-sections. This enables earth terminal blocks to be mounted directly besides feed-through terminal blocks.

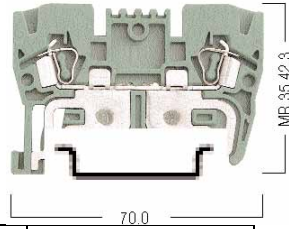
The main characteristics are:





- Low transition resistance
- Non-corroding contacts
- Green/Yellow marking on the insulation.

The main differences between spring clamp earth terminals and the earth terminals with screw connections is the automatic contact when the terminal blocks are attached to the mounting rails.



	SCPE2.5 width: 5mm			SCPE4 width: 6mm			SCPE6 width: 8mm		
Electrical ratings									
Voltage/Current/Cross section	~V-/IA/2.5mm ²			750V-/IA/4mm ²			750V-/IA/6mm ²		
UL	AWG12-26			AWG10-26			AWG8-26		
Insulation stripping length	10mm			12mm			13mm		
Connection Data									
Solid Strand, Screw Connection	0.5-2.5mm ²			0.5-4mm ²			0.5-6mm ²		
Fine Strand, Screw Connection	0.5-2.5mm ²			0.5-4mm ²			0.5-6mm ²		
AWG Conductor	26.....12			26.....10			26.....8		
Ordering Data	Cat. No	Qty		Cat. No	Qty		Cat. No	Qty	
Poliamide 6.6	SCPE2.5	10		SCPE4	10		SCPE6	40	
Mounting Rails	Type	Cat. No	Qty	Type	Cat. No	Qty	Type	Cat. No	Qty
 ERS35  ERS35-HPP	MR 35 X 7.5 Slotted	MR 35 X 15 Slotted		Slotted	ERS35	1m	Slotted	ERS35	1m
				Slotted	ERS35-HPP	1m	Slotted	ERS35-HPP	1m
End Bracket	Cat. No	Qty		Cat. No	Qty		Cat. No	Qty	
 ES1 For 35mm Din	ES4BEIGE	25		ES4BEIGE	25		ES4BEIGE	25	
Group Marking									
 GM	GM	50		GM	50		GM	50	



		SCPE10 width: 10mm	
Electrical ratings			
Voltage/Current/Cross section		~V-/A/10mm ²	
UL		AWG6-26	
Insulation stripping length		13mm	
Connection Data			
Solid Strand, Screw Connection		0.5-10mm ²	
Fine Strand, Screw Connection		0.5-10mm ²	
AWG Conductor		26.....6	
Ordering Data			
Poliamide 6.6		Cat. No	Qty
		SCPE10	30
Mounting Rails			
MR 35 X 7.5 Slotted		Type	Cat. No Qty
MR 35 X 15 Slotted		Slotted	ERS35 1m
		Slotted	ERS35-HPP 1m
 ERS35  ERS35-HPP			
End Bracket			
 ES1 For/Per MR 35 & MR 35 Grey		Cat. No	Qty
		ES4BEIGE	25
Group Marking			
		GM	GMBEIGE 50