

# PoE Switching Media Converter 10/100/1000 Mbps

PoE & PoE+ Giga-MiniMc/LFPT

**B+B SMARTWORX**  
Powered by **ADVANTECH**



The PoE and PoE+Giga-MiniMc/LFPT are low-cost, compact, multi-port media converters that support both PoE and PoE+ standards. Utilizing their flexibility and compact size, interior private network applications can further benefit from the ever-expanding versatility of the MiniMc product line.

Featuring 2-10/100/1000Base-T copper UTP ports and one SFP uplink port that supports either a copper or fiber SFP, the PoE and PoE+ Giga-MiniMc are Power Source Equipment (PSE) devices. The PoE+ Giga-MiniMc is capable of powering up to two Powered Devices (PD) over standard CAT5 cable or better, whereas the PoE Giga-MiniMc/LFPT can power one PD device via a copper port while delivering data over the other copper port. The PoE+ Giga-MiniMc/LFPT is able to power high-power devices such as touch panels, PTZ (pan-tilt-zoom) IP surveillance cameras, and RFID readers that require more power than the typical 15.4 W provided by standard PSE devices such as the PoE Giga-MiniMc.

The PoE and PoE+ Giga-MiniMc/LFPT models are fully compatible with the IEEE 802.3af/at standards to ensure a seamless integration into your network. Enhanced features include store-and-forward, Autocross, an LFPT DIP Switch, and PoE reset on fiber loss of signal. PoE reset is an advanced function that, when enabled, will force the PSE output power to reset when LINK state is lost on the SFP port.

## ACCESSORIES

- 806-39105 - DIN Rail Clip
- 806-39800 - PoE Power Adapter for PoE Giga-MiniMc
- 895-39229 - Wall Mount Bracket
- 806-39900 - PoE+ Power Adapter for PoE+ Giga-MiniMc
- 806-39910 - PoE+ Isolated Power Adapter

## PRODUCT FEATURES

- Rugged stand-alone metal enclosure with compact external power supply
- Supports Jumbo Frames (up to 10240 bytes)
- Multiple mounting options (Desktop, DIN Rail or Wall-mount)
- Features configurable PoE Reset on Fiber LOS
- Supports IEEE 802.3af PoE (15.4W) and IEEE 802.3at PoE+ (25.5W) standards
- Link Fault Pass Through

## ORDERING INFORMATION

MODEL NUMBER	FIBER	FIBER PORTS	RANGE	ETHERNET PORTS	ETHERNET CONNECTOR
<b>PoE Giga-MiniMc /LFPT</b>					
857-11811	SFP *	1	Various	2	RJ45
857-11812	MM850-SC	1	220/550 m	2	RJ45
857-11813	MM1300-SC	1	2 km	2	RJ45
857-11814	SM1310-SC	1	15 km	2	RJ45
857-11815	SM1310/PLUS-SC	1	40 km	2	RJ45
857-11816	SM1550/LONG-SC	1	80 km	2	RJ45
857-11817	SM1550/XLONG-SC	1	100 km	2	RJ45

<b>SINGLE STRAND FIBER SSLX OR SSBX **</b>					
857-11820	SM1310-SC	1	15 km	2	RJ45
857-11821	SM1550-SC	1	15 km	2	RJ45
857-11822	SM1310-SC	1	10 km	2	RJ45
857-11823	SM1490-SC	1	10 km	2	RJ45
857-11824	SM1310/PLUS-SC	1	40 km	2	RJ45
857-11825	SM1550/PLUS-SC	1	40 km	2	RJ45
857-11826	SM1310/PLUS-SC	1	30 km	2	RJ45
857-11827	SM1490/PLUS-SC	1	30 km	2	RJ45
857-11828	SM1490/LONG-SC	1	70 km	2	RJ45
857-11829	SM1550/LONG-SC	1	70 km	2	RJ45

MODEL NUMBER	FIBER	FIBER PORTS	RANGE	ETHERNET PORTS	ETHERNET CONNECTOR
<b>PoE+ Giga-MiniMc/LFPT</b>					
857-11911	SFP	1	Various	2	RJ45
857-11912	MM850-SC	1	220/550 m	2	RJ45
857-11913	MM1300-SC	1	2 km	2	RJ45
857-11914	SM1310-SC	1	15 km	2	RJ45
857-11915	SM1310/PLUS-SC	1	40 km	2	RJ45
857-11916	SM1550/LONG-SC	1	80 km	2	RJ45
857-11917	SM1550/XLONG-SC	1	100 km	2	RJ45

<b>SINGLE STRAND FIBER SSLX OR SSBX **</b>					
857-11920	SM1310-SC	1	15 km	2	RJ45
857-11921	SM1550-SC	1	15 km	2	RJ45
857-11922	SM1310-SC	1	10 km	2	RJ45
857-11923	SM1490-SC	1	10 km	2	RJ45
857-11924	SM1310/PLUS-SC	1	40 km	2	RJ45
857-11925	SM1550/PLUS-SC	1	40 km	2	RJ45
857-11926	SM1310/PLUS-SC	1	30 km	2	RJ45
857-11927	SM1490/PLUS-SC	1	30 km	2	RJ45
857-11928	SM1490/LONG-SC	1	70 km	2	RJ45
857-11929	SM1550/LONG-SC	1	70 km	2	RJ45

\* SFP Fiber sold separately

\*\* These products have single-strand fiber technology. Deploy in pairs or connect another compatible B+B IMC LLC single-strand fiber product.

**PoE and PoE+ Giga-MiniMc/LFPT also available in CWDM**

# PoE Switching Media Converter 10/100/1000 Mbps

PoE & PoE+ Giga-MiniMc/LFPT



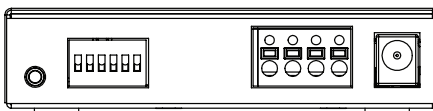

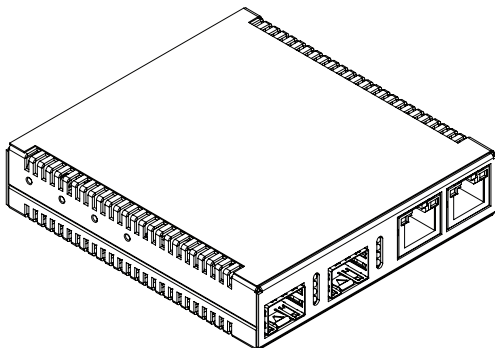
## SPECIFICATIONS

### TECHNICAL

IEEE 802.3 10Base-T twisted pair  
IEEE 802.3u 100Base-TX twisted pair  
IEEE 802.3ab 1000Base-T twisted pair  
IEEE 802.3z 1000Base-LX or SX fiber  
IEEE 802.3af Power over Ethernet  
IEEE 802.3at Power over Ethernet Plus  
IEEE 802.3u Auto-Negotiation  
RFC-2474  
RFC-2475 DiffServ QoS  
Extreme temperature range (DC configuration)  
Plug-and-play operation  
Accepts RJ45, SC and SFP connectors  
50/125µm or 62.5/125µm multi-mode fiber  
9/125µm single-mode fiber  
Single-strand fiber and CWDM models  
Country-specific, high-reliability power adapter  
FX and TX Auto Negotiation  
AutoCross for MDI/MDIX  
MTU: Supports Jumbo Frames up to 10240 bytes  
Supports DIN Rail mounting (DIN clips sold separately)  
Link Fault Pass Through DIP Switch

## MECHANICAL DIAGRAM

(dimensions in inches & millimeters)



### MECHANICAL

Dimensions 0.80" H x 3.645" W x 3.82" D  
(2.032 cm x 9.258 cm x 9.7028 cm)  
Shipping Weight 1.0 lbs (0.45 kg)

### AC ADAPTER

PoE Giga-MiniMc/LFPT Input: 100 to 240  $\pm$ 10% VAC, 50/60Hz, 0.7A \*  
Output: 48 VDC, 0.62A  
PoE+ Giga-MiniMc/LFPT Input: 100 to 240  $\pm$ 10% VAC, 50/60Hz, 2A \*  
Output: 52 VDC, 2.31A

\* Maximum input power in Watts is calculated by multiplying the input amps by the lowest input voltage.

### DC Input Voltage:

PoE Giga-MiniMc/LFPT 45 to 57 VDC on DC terminal block  
48 VDC on DC jack  
PoE+ Giga-MiniMc/LFPT 51 to 57 VDC on DC terminal block  
51 to 57 VDC on DC jack

### ENVIRONMENTAL

Operating Temperature DC Terminal Block: +32° F to +158° F (0° C to +70° C)  
Operating Temperature AC Adapter: +32° F to +122° F (0° C to +50° C)  
Storage Temperature: -31° F to +167° F (-35° C to +75° C);  
Operating Humidity 5% to 95% (non-condensing)

### REGULATORY APPROVALS

FCC Class A

UL/cUL, CSA, CE

