



GENERAL DESCRIPTION

The 9157 series was specifically designed for portable equipment.

AVX now offers this two-part system as a standard product. The fixed SMT socket is designed to be housed within the confined dimensional constraints of the portable device.

The plug/cover connector has sprung contacts and is designed for termination to accessory equipment. The connector is designed to house fifteen signal contacts on a 1mm pitch rated at 1.5A. There is the option to include a switching RF coax.

A cradle SMT plug connector for docking applications is also available as standard and has the option of including a SMT RF coax.

Whatever your requirements, the 9157 series can also be customized to suit your application.

APPLICATIONS

Suitable applications include:

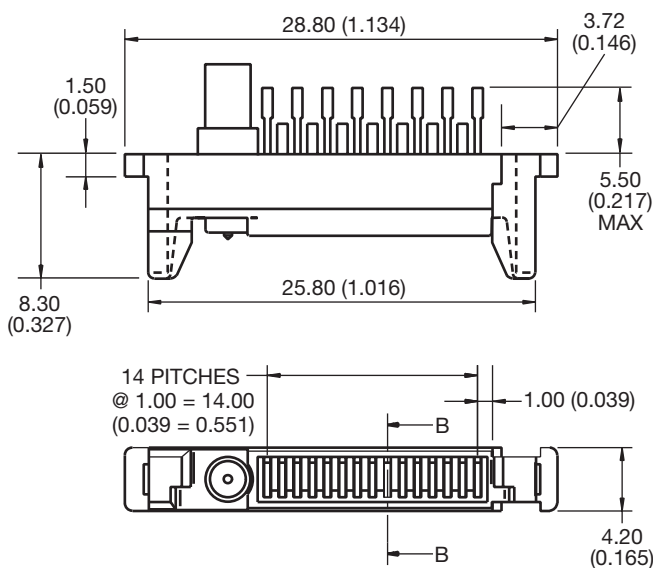
- Mobile Phones
- PDA
- Medical
- Docking/Charging for any portable device

KEY FEATURES AND BENEFITS

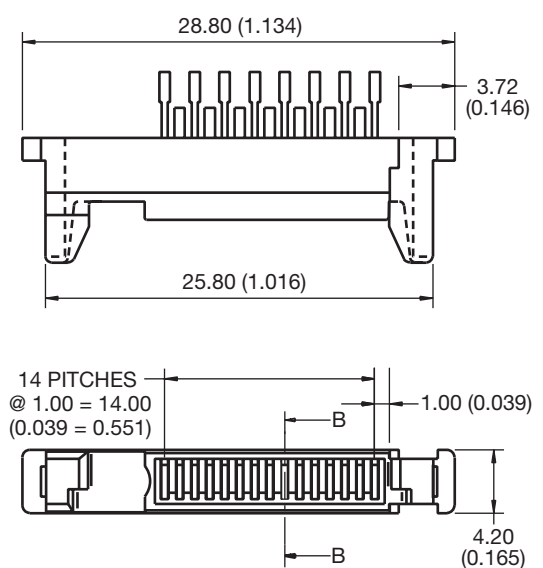
- Patented 20° angled face on the socket gives self-cleaning face when mated with plug.
- Metal Latching area integral to socket which saves PCB real estate.
- Integral to socket is a mechanical 50Ω switching coax for SMT termination.
- Single sprung plug contact design gives ten thousand mating cycles and cleaning/wiping action.
- Customer has option to terminate own RF coax using AVX custom tooling: 06-9157-7116-01-000.
- SMT plug has unique location pyramids that give positive alignment to portable device, and assist blind mating.
- RoHS Compliant available.



Plug Wire with Coax



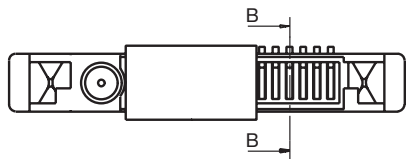
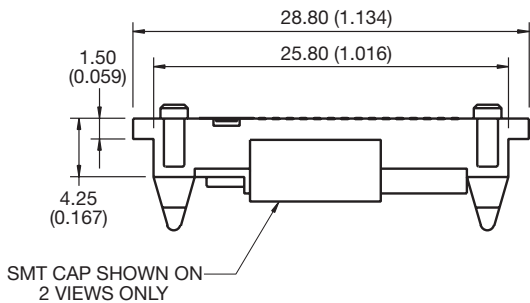
Plug Wire without Coax



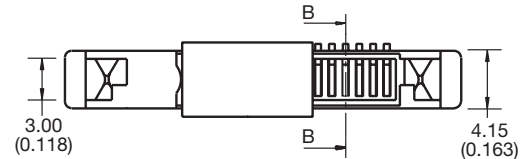
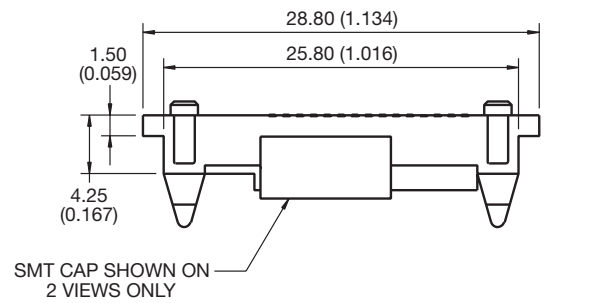
9157 I/O Connector



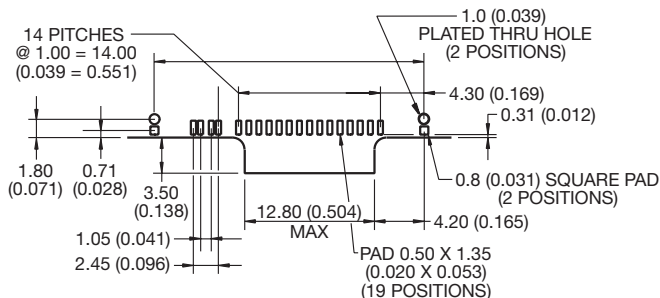
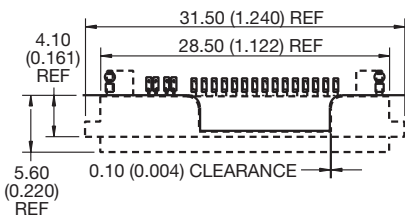
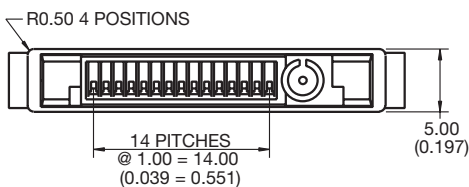
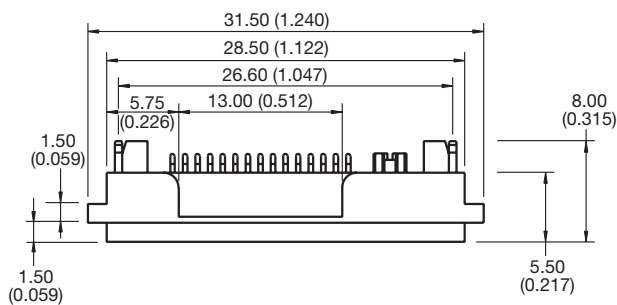
SMT Plug with Coax



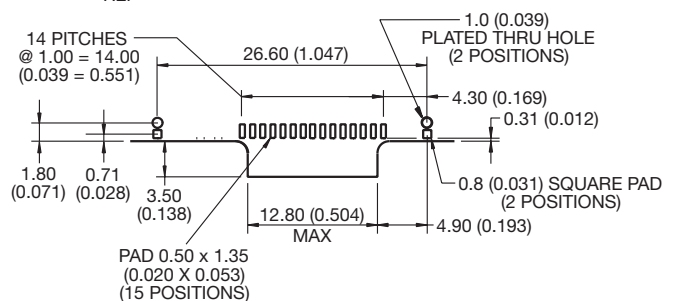
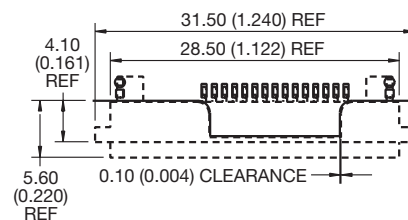
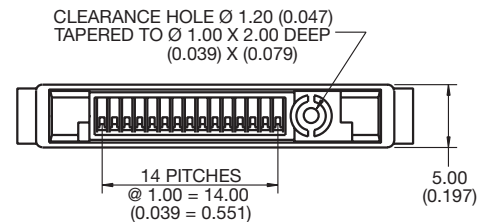
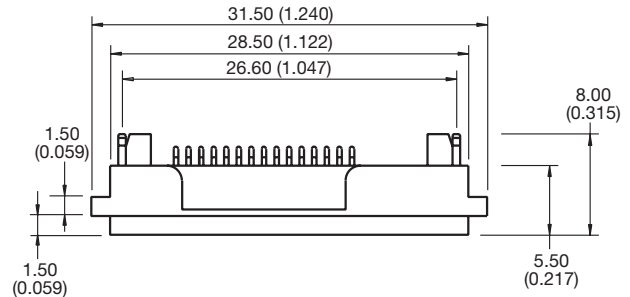
SMT Plug without Coax



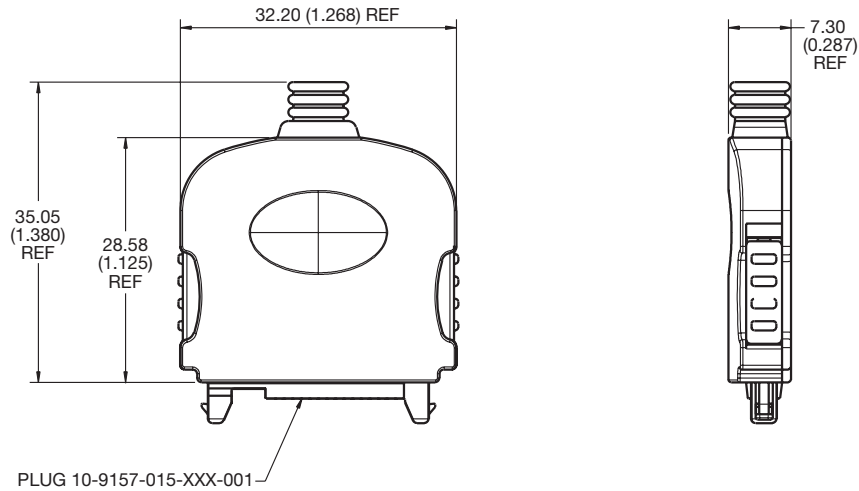
SMT Socket with Coax



SMT Socket without Coax



Cover Kit



HOW TO ORDER

Plug Options – Example

<u>10</u>	<u>9157</u>	<u>015</u>	<u>000</u>	<u>006</u>
Prefix 10 = Plug 58 = Special	Series	No of Ways 15 = 015	RF Coax Option 000 = No RF Coax 001 = With RF Coax	Contact Type 006 = Solder Wire 007 = SMT

Socket Options – Example

<u>20</u>	<u>9157</u>	<u>015</u>	<u>000</u>	<u>001</u>
Prefix 20 = Socket 58 = Special	Series	No of Ways 15 = 015	RF Coax Option 000 = No RF Coax 001 = With RF Coax	Contact Type 001 = SMT

Cover Options – Example * Parts supplied in kit form

<u>30</u>	<u>9157</u>	<u>9700</u>	<u>00</u>	<u>000</u>
Prefix 30 = Sub Assembly 58 = Special	Series	Cover Version 9700 = Screw/Press-fit Version 9701 = Ultrasonically Welded Version	Standard	Grommet Variation 000 = No Grommet 035 = to suit ϕ 3.50 cable 050 = to suit ϕ 5.00 cable

Patent: 2276285
5540599

Note: Application tooling to terminate coax cable 06-9157-7116-01-000.