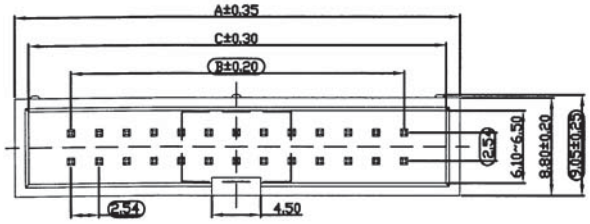

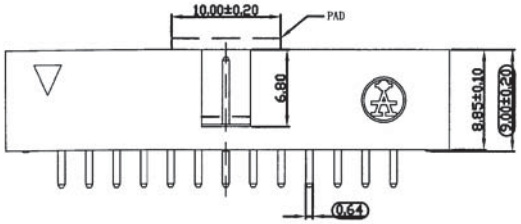

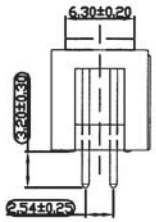

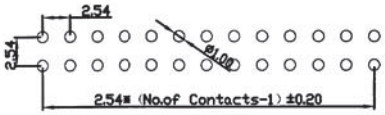

RECOMMENDED P.C.B BOARD
HOLE LAYOUT
TOLERANCES: ±0.05mm

Pin No.	A	B	C
10	20.32	10.16	18.02
14	25.40	15.24	23.10
16	27.94	17.78	25.64
20	33.02	22.86	30.72
24	38.10	27.94	35.80
26	40.64	30.48	38.34
30	45.72	35.56	43.42
34	50.80	40.64	48.50
40	58.42	48.26	56.12
50	71.12	60.96	68.82
60	83.82	73.66	81.52
64	88.90	78.74	86.60

Material:
- Insulator: Polyester (UL94V-0)
- Insulator Standard: PBT
- Contact: Brass
- Contact Plating: Tin, Gold Flash or 30µ" Gold (Selective)

Electrical:
- Current Rating: 3A
- Contact Resistance: 20mΩ Max.
- Insulation Resistance: 5,000MΩ Min.
- Withstanding Voltage: AC 1,000V
- Operation Temperature: -40°C to +105°C

Order Code: AWHW**xx**G-0**x**02-T-R

Order pin number: 10,14,16, 20,24,26,30,34,40,50,60,64

Contact plating: 30µ" Gold (1), Gold Flash (2), Tin (5)

Unit: mm

RoHS Compliant

Scale	as shown
TOLERANCE	
X.	±0.50
X.X	±0.35
X.XX	±0.25
DIM	TOL
X.°	±1°
X.X°	±0.5°
Angle	TOL

Id.	Modification	Date	Name
1	Updated all information	13.03.13	Wilson

	Date	Name
Drawn	13.03.13	Wilson
Approved	13.03.13	Groll

ASSMANN WSW components
1840 W. Drake Drive, Suite 101 • Tempe, AZ 85283
Toll Free: 1-877-277-6266 • Email: info@assmann.us

Title
Boxheader - Low Profile
10-64 pin, straight pin, 2.54mm pitch

ASSMANN WSW-No.
AWHWxxG-0x02-T-R

Drawing-No.

rev01

Replace

Sheet 1/1