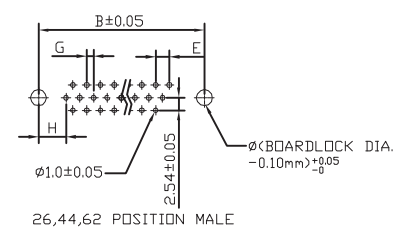
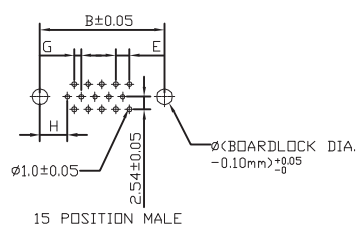
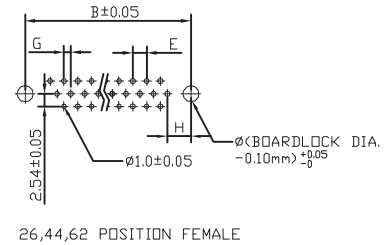
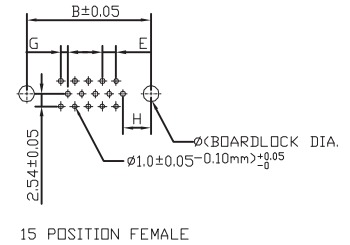


P.C.B LAYOUT PATTERN



Dimensions

Positions	A	B	C	D	E	G	H
15	30.81	24.99	16.92	16.33	2.29	1.145	7.04
26	39.20	33.30	25.25	24.70	2.29	1.145	6.88
44	53.05	47.04	38.96	38.40	2.29	1.145	6.88
62	69.40	63.50	55.42	54.80	2.41	1.205	7.00

**Material:**

- Insulator: Glass-Filled Thermoplastic - PBT, UL94V-0 rated
- Contact: Brass
- Contact Plating: Gold flash full gold
- Shell: Steel, 100µ" min. Nickel plated
- Insulator color: Black
- Clinch Nut: Brass, 100µ" min. Nickel plated
- Boardlock: Brass, 100µ" min. Tin plated - Grounding hook boardlock +2 prong
- Flange Mount: #4-40 threaded hole
- Screwlock: Brass, 100µ" min. Nickel plated

**Electrical:**

- Contact Resistance: 20mΩ - Max at 1A DC
- Insulation Resistance: 1,000MΩ @500VDC
- Dielectric Withstanding Voltage: 1,000V AC/rms 60Hz for 1 minute
- Current Rating: 3A
- Voltage Rating: 250V AC/rms 60Hz

Order Code: AHDxxxA-KG-TAxB-R  
 Male(S) or Female(F)  
 Order pin number: 15,26,44,62  
 #4-40 UNC Hex stand offs (S) or without (X)

Unit: mm



Scale	1:1					Date	Name	Title High Density DSub Connectors Right Angle Shrouded, M/F, 15-62 pin
TOLERANCE						Drawn	Wilson	
X.	±0.38					Approved	Groll	ASSMANN WSW-No. AHDxxxA-KG-TAxB
X.X	±0.25							Drawing-No.
X.XX	±0.13							rev01
DIM	TOL							Replace
X.°	±3°	①	Updated all information	11.03.13	Wilson	 1840 W. Drake Drive, Suite 101 • Tempe, AZ 85283 Toll Free: 1-877-277-6266 • Email: info@assmann.us		Sheet
X.X°	±1.0°	Id.	Modification	Date	Name			1/1
Angle	TOL							