


# AS3677

ProductBrief

## Triple Channel Lighting Management Unit with DCDC step/up, ALS, 2xDLS(=DBC) and RGB Driver



### 1 General Description

The AS3677 is a highly-integrated CMOS Power and Lighting Management Unit for mobile telephones, and other Li+ battery powered devices.

The AS3677 incorporates one Step Up DC/DC Converter for white backlight LEDs one Analog-to-Digital Converter, six current sinks, LED in-circuit function test, an I<sup>2</sup>C serial interface, and control logic all onto a single device. It includes a charge pump to control e.g. an RGB together with an internal pattern generator for smooth blinking effects.

It supports **ambient light sensor** processing and **two Dynamic Luminance Scaling (DLS)** (also called Dynamic Backlight Control - DBC) input.

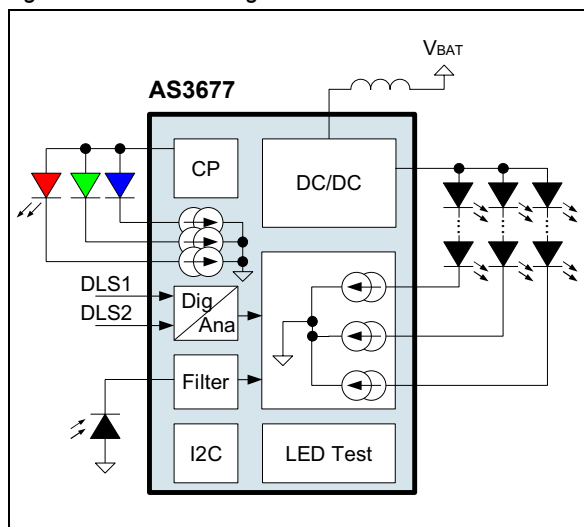
Internally the PWM signal for DLS can be used to change the analog current through the current sources (two channels can be used simultaneously). This avoids noise in the system as the changes of backlight control happen continuously without using the PWM modulation scheme.

Output voltages and output currents are fully programmable.

The AS3677 is part of the austriamicrosystems AS3675, AS3687/87XM, AS3688 and AS3689 lighting management unit family. It is software compatible to AS3675, AS3676, AS3687/87XM, AS3688 and AS3689.

The AS3677 is available in a space-saving WL-CSP package measuring only 2.3x2.3x0.6mm and operates over the -30°C to +85°C temperature range.

Figure 1. Function Diagram



### 2 Key Features

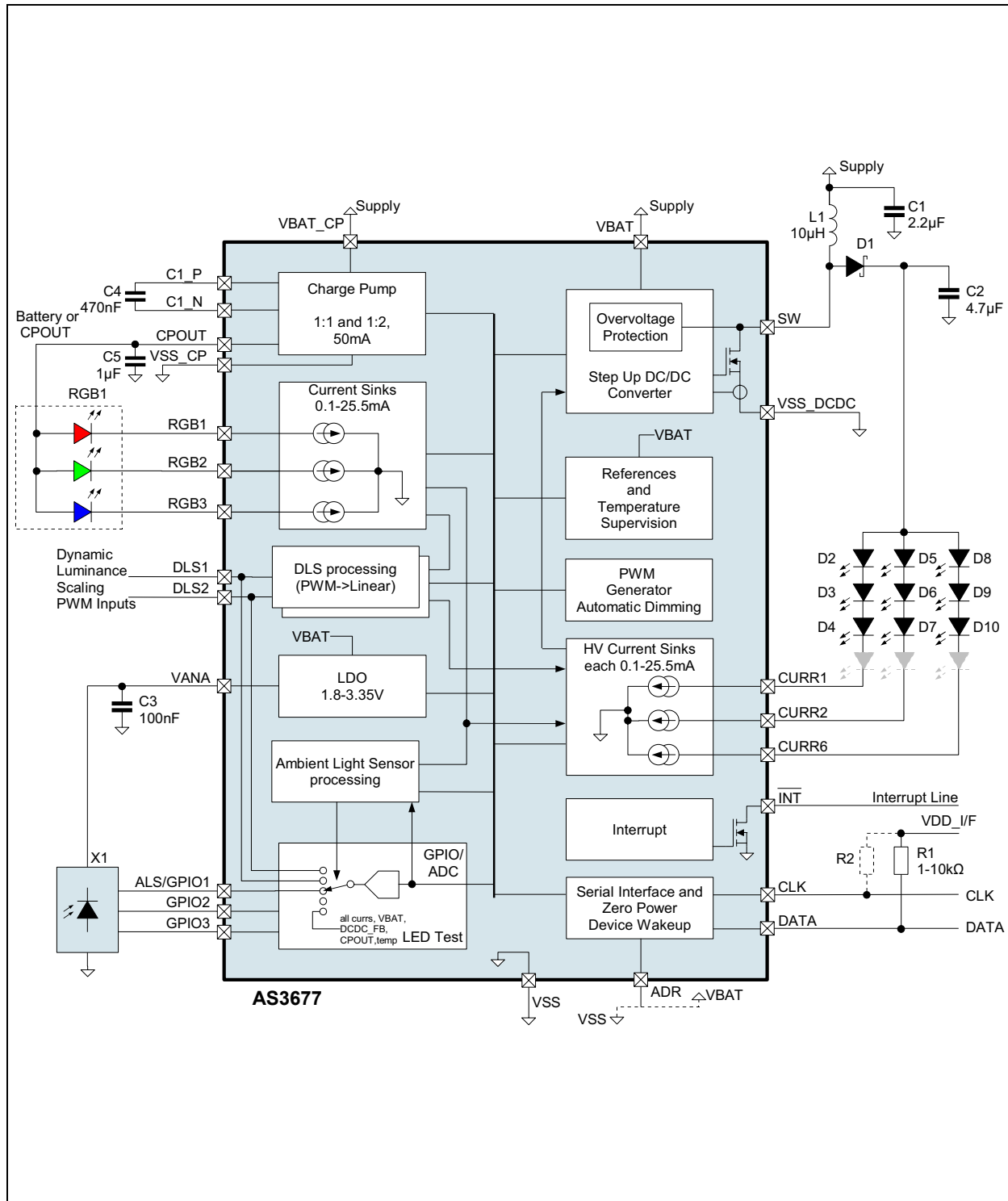
- High-Efficiency Step Up DC/DC Converter
  - Up to 25V, up to 50mA for White LEDs
  - Programmable Over voltage Protection (10V, 16V or 25V)
- 50mA Charge Pump
  - 1:1 and 1:2 Mode with automatic Up Switching
  - Only 2 External Capacitors Required
- 6 Current Sinks
  - Fully Programmable (8-bit) from: 0.1mA to 25.5mA
  - 3xHigh Voltage capable (up to 25V)
  - 3xLow voltage for use with the CP (up to 5.5V)
  - Selectively Enable/Disable Current Sinks
  - Dual Dynamic Luminance Scaling (DLS) support to improve backlight operating time (can adjust any current source)
  - Light Sensor input with internal hardware processing to control backlight according to ambient light using 3 groups
- Internal PWM Generation
  - 8 Bit resolution
  - Autonomous Logarithmic up/down dimming
- Led Pattern Generator
  - Autonomous driving of Fun RGB or indicator LEDs
- 10-bit Successive Approximation ADC
  - 27µs Conversion Time
  - Selectable Inputs: VANA, DLS1, DLS2, ALS/ GPIO1, GPIO2, CURR1, CURR2, CURR6, VBAT, RGB1, RGB2 and RGB3
  - Internal Temp. Measurement
  - Light Sensor input with Java support (JSR-256): read ADC processed value
- Support for automatic LED testing (open and shorted LEDs can be identified)
- Programmable LDO
  - 1.8 to 3.35V, 10mA
  - Programmable via Serial Interface
- Wide Battery Supply Range: 2.7V to 5.5V
- I<sup>2</sup>C Serial Interface Control with address control pin
- Over current and Thermal Protection
- Package
  - WL-CSP25, 2.3x2.3x0.6mm, 0.4mm pitch

### 3 Applications

Lighting Management Unit for mobile phones, smart-phones, PMP or PND

The application circuit including all external components is shown in Figure 2:

Figure 2. Application Circuit AS3677



## Copyrights

Copyright © 1997-2009, austriamicrosystems AG, Schloss Premstaetten, 8141 Unterpremstaetten, Austria-Europe. Trademarks Registered ®. All rights reserved. The material herein may not be reproduced, adapted, merged, translated, stored, or used without the prior written consent of the copyright owner.

All products and companies mentioned are trademarks or registered trademarks of their respective companies.

## Disclaimer

Devices sold by austriamicrosystems AG are covered by the warranty and patent indemnification provisions appearing in its Term of Sale. austriamicrosystems AG makes no warranty, express, statutory, implied, or by description regarding the information set forth herein or regarding the freedom of the described devices from patent infringement. austriamicrosystems AG reserves the right to change specifications and prices at any time and without notice. Therefore, prior to designing this product into a system, it is necessary to check with austriamicrosystems AG for current information. This product is intended for use in normal commercial applications. Applications requiring extended temperature range, unusual environmental requirements, or high reliability applications, such as military, medical life-support or life-sustaining equipment are specifically not recommended without additional processing by austriamicrosystems AG for each application. For shipments of less than 100 parts the manufacturing flow might show deviations from the standard production flow, such as test flow or test location.

The information furnished here by austriamicrosystems AG is believed to be correct and accurate. However, austriamicrosystems AG shall not be liable to recipient or any third party for any damages, including but not limited to personal injury, property damage, loss of profits, loss of use, interruption of business or indirect, special, incidental or consequential damages, of any kind, in connection with or arising out of the furnishing, performance or use of the technical data herein. No obligation or liability to recipient or any third party shall arise or flow out of austriamicrosystems AG rendering of technical or other services.



## Contact Information

### Headquarters

austriamicrosystems AG  
A-8141 Schloss Premstaetten, Austria

Tel: +43 (0) 3136 500 0  
Fax: +43 (0) 3136 525 01

For Sales Offices, Distributors and Representatives, please visit:

<http://www.austriamicrosystems.com/contact>