


AS1343

Evaluation Board Application Note



General Description

Board Description




Figure 1: Board Description – Connector








Figure 2: Board Description – Measurements Points

Connector Description

Label	Name	Description	Info
A	EN	Enable Input Connector ¹	
B	POK	Power-OK Signal	
C	Vcc	Power Supply Connectors for Vcc and	Input voltage ranging from 0.9V to 3.6V
D	GND	GND.	
E	Vout	Power Output Connector	Vout = 12V or 18V

Jumper Description

Label	Name	Description	Info
F	On / Off	Enable Jumper ¹	 ON = The AS1343 is on.  OFF = The AS1343 is off and the current into Vin is ≤1μA (typ).
G	12V / 18V	Output Voltage Selection	 12V = Fixed Output Voltage 12V  18V = Fixed Output Voltage 18V

Measurement Points Description

Label	Name	Description	Info
H	EN	Enable pin	Measurement Points
I	POK	Power-OK Signal	
J	Vin	Power Supply Vcc and GND.	
K	GND		
L	Vout	Power Output Voltage	
M	LX	External Inductor	
N	SWout	Shutdown Disconnect Switch Out	
O	FB	Feedback pin	

¹ If the EN Input Connector A is used, be sure that the EN jumper F is completely removed. Otherwise the supply source could be damage through a short circuit.

Operational sequence

This Evaluation Board comes with the AS1343.

1. If not present get the [datasheet for the AS1343](#) from www.austriamicrosystems.com. Drive the IC on the Evaluation Board only with the recommended settings and values as described in the datasheet.
2. Connect a 0.9V to 3.6V power supply (Vcc “**C**” and GND “**D**”).
3. Perform measurements at the measurement points.

Have fun using the Evaluation Board. If there are questions do not hesitate to contact us. See contact information at the end of the application note.

Board schematics and layout

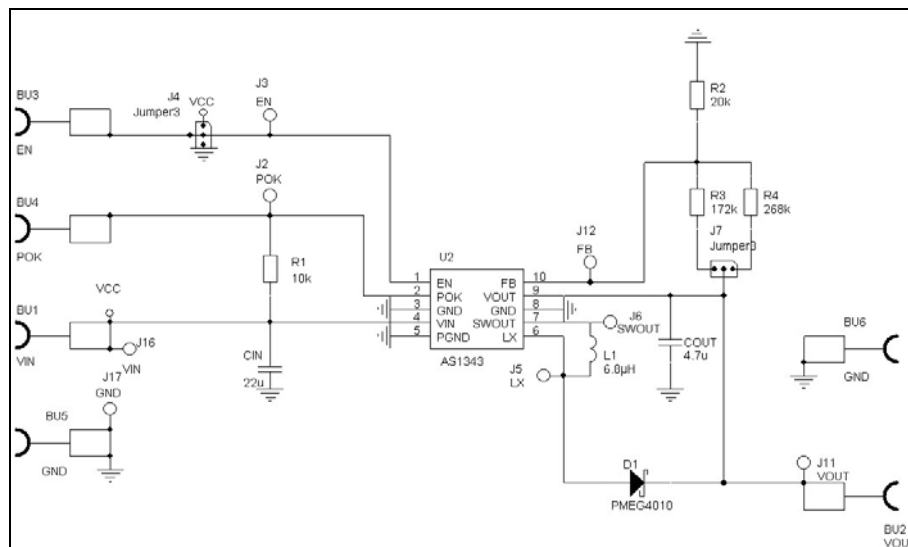


Figure 3: Schematics

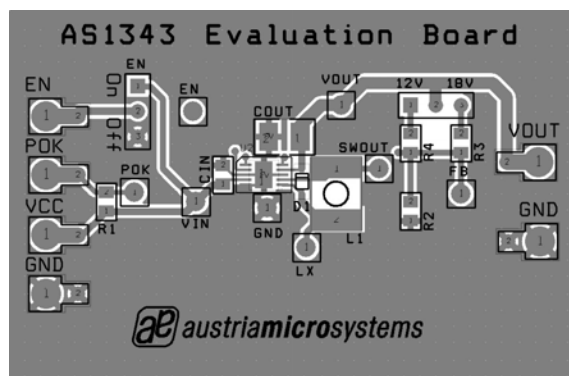


Figure 4: Top view

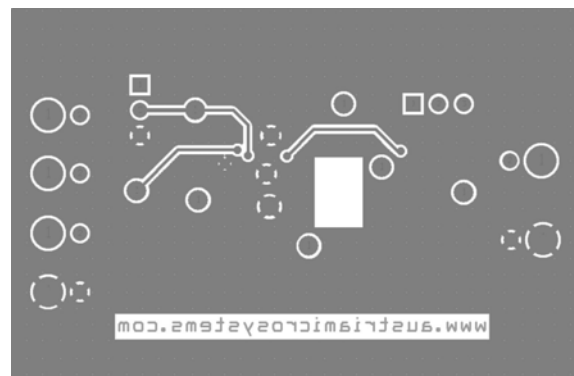


Figure 5: Bottom view

Label	Info	Type	Manufacturer
Cin	22μF, 6.3V, 0805, X5R	GRM21BR60J226ME39L	Murata
Cout	4.7μF, 50V, 1210, X7R	GRM32ER71H475KA88	
L1	6.8μH, 1.7A, 0.099Ω	LPS5030-682MCC	Coilcraft

Copyright

Copyright © 1997-2008, austriamicrosystems AG, Schloss Premstaetten, 8141 Unterpremstaetten, Austria-Europe. Trademarks Registered ®. All rights reserved. The material herein may not be reproduced, adapted, merged, translated, stored, or used without the prior written consent of the copyright owner.

All products and companies mentioned are trademarks or registered trademarks of their respective companies.

Disclaimer

Devices sold by austriamicrosystems AG are covered by the warranty and patent indemnification provisions appearing in its Term of Sale. austriamicrosystems AG makes no warranty, express, statutory, implied, or by description regarding the information set forth herein or regarding the freedom of the described devices from patent infringement. Austriamicrosystems AG reserves the right to change specifications and prices at any time and without notice. Therefore, prior to designing this product into a system, it is necessary to check with austriamicrosystems AG for current information.

This product is intended for use in normal commercial applications. Applications requiring extended temperature range, unusual environmental requirements, or high reliability applications, such as military, medical life-support or life sustaining equipment are specifically not recommended without additional processing by austriamicrosystems AG for each application. For shipments of less than 100 parts the manufacturing flow might show deviations from the standard production flow, such as test flow or test location.

The information furnished here by austriamicrosystems AG is believed to be correct and accurate. However, austriamicrosystems AG shall not be liable to recipient or any third party for any damages, including but not limited to personal injury, property damage, loss of profits, loss of use, interruption of business or indirect, special, incidental or consequential damages, of any kind, in connection with or arising out of the furnishing, performance or use of the technical data herein. No obligation or liability to recipient or any third party shall arise or flow out of austriamicrosystems AG rendering of technical or other services.



Contact Information

Headquarters

austriamicrosystems AG
A-8141 Schloss Premstätten, Austria
T. +43 (0) 3136 500 0
F. +43 (0) 3136 5692

For Sales Offices, Distributors and Representatives, please visit:
<http://www.austriamicrosystems.com/contact-us>